



**WITHOUT
YOU
THERE IS
NO US.**



Plumbing Catalog

December 2022



Table of Contents

| | Page |
|---|------|
| Mission Statement / Who's the Boss? | 4-5 |
| Trade Customs & Freight Program | 6-7 |

Domestic

| | |
|---|-------|
| Square Head Plug Valves | 10 |
| Lever Handle Plug Valves | 10-11 |
| Flat / Tee Head Plug Valves | 10-11 |
| Flat Head Tamperproof Plug Valves | 11 |
| Stop & Drain Plug Valves | 12 |
| Inline Dual Check Valves | 13 |

No-Lead Ball Valves

| | |
|----------------------------------|-------|
| Full Port Ball Valves | 16-20 |
| Push-Fit Ball Valves | 17 |
| Press Fit Ball Valves | 17 |
| Pex Ball Valves | 18-19 |
| Test Cocks | 19 |
| Expansion Pex Ball Valves | 19 |
| Insert Ball Valve | 20 |
| Stainless-Steel Ball Valve | 20 |
| Repair Handles | 20 |

No-Lead Hose Bibbs

| | |
|--------------------------|-------|
| Hose Bibbs | 22 |
| No-Kink Hose Bibbs | 22-23 |
| Angle Sillcocks | 23-24 |
| Boiler Drains | 24 |
| Vacuum Breakers | 25 |
| Hose Bibb Adapters | 25 |

No-Lead Gate, Stop & Angle Stop Valves

| | |
|-------------------------|-------|
| Gate Valves | 28 |
| Stop Valves | 28-29 |
| Angle Stop Valves | 29 |
| Repair Handles | 29 |

No-Lead Check Valves & Strainers

| | |
|------------------------------------|----|
| Swing Check Valves | 32 |
| Y-Pattern Swing Check Valves | 32 |
| Bronze Y-Strainers | 32 |
| Iron Y-Strainer | 33 |
| Inline Check Valves | 33 |
| Anti-Sweat Valve | 33 |

No-Lead Frostproof Sillcocks

| | Page |
|----------------------------|-------|
| Frostproof Sillcocks | 36-37 |
| Repair Kits | 37 |
| Repair Handles | 37 |

No-Lead Supply Stops

| | |
|---|-------|
| Angle Quarter Turn Supply Stops | 40-41 |
| Loose Key Supply Stops | 40-43 |
| Straight Quarter Turn Supply Stops | 42-43 |
| Transition Supply Stop | 43 |
| Dual Outlet, Dual Handle Supply Stops | 44-45 |
| Icemaker Supply Stops | 46-47 |
| Washing Machine Valves | 47 |
| Stainless-Steel Supply Hoses | 48-49 |

No-Lead Specialty Valves & Fittings

| | |
|-------------------------------------|-------|
| Drop Ear Elbows | 52-53 |
| CPVC Transition Fittings | 53 |
| Pressure Relief Valves | 53 |
| Washing Machine Valves | 53 |
| Dielectric Unions | 54 |
| Brass Unions | 54 |
| Meter Couplings | 55 |
| Ductile Iron Meter Flange Kit | 55 |
| Bronze Compression Coupling | 55 |

No-Lead Pressure Reducing Valves

| | |
|--|-------|
| Pressure Reducing Valves | 58-59 |
| Pressure Reducing Valve End Pieces | 60 |

No-Lead Press Fit

| | |
|--|-------|
| General Information | 62-63 |
| Press Fit Fittings | 64-68 |
| Press Fit Unions | 66 |
| Press Fit x Pex Fittings | 67-68 |
| Press Fit Drop Ear & Ball Valves | 68 |
| Press Fit Dielectric Union | 69 |
| Press Fit Supply Stops | 69 |

No-Lead Push-Fit

| | |
|---|-------|
| Push-Fit Fittings | 72-73 |
| Push-Fit Drop Ear Elbow & Ball Valves | 73 |
| Push-Fit Supply Stops, Connectors | 73 |
| Tools | 74 |

| No-Lead PVC & CPVC | Page |
|--------------------------------|------|
| PVC Ball Valves | 76 |
| CPVC Ball Valves | 76 |
| PVC Unions | 76 |
| PVC Compression Couplings..... | 77 |
| CPVC Transition Fittings..... | 77 |

| No-Lead Pex & Expansion Pex | Page |
|--|-------|
| Poly Pex..... | 80-81 |
| No-Lead Brass Pex Fittings..... | 82-84 |
| Pex Valves..... | 85-86 |
| Poly Expansion Pex..... | 87 |
| No-Lead Brass Expansion Pex Fittings | 88-89 |
| Expansion Pex Valves..... | 90-91 |
| Pex Manifolds | 92 |
| Stub Out Elbows | 92 |
| Crimp Tools..... | 93-94 |
| Crimp Ring Cutter..... | 94 |
| Ratchet Tools..... | 94 |
| Oetiker Clamps..... | 94 |
| Copper Crimp Rings..... | 94 |

| No-Lead Pipe Nipples & Threaded Fittings | Page |
|--|---------|
| Brass Pipe Nipples..... | 96 |
| Chrome Plated Pipe Nipples..... | 97 |
| Brass Threaded Fittings..... | 98-100 |
| Domestic Brass Pipe Nipples | 101 |
| Domestic Brass Threaded Fittings..... | 102-103 |
| Stainless-Steel Pipe Nipples..... | 104 |
| Stainless-Steel Threaded Fittings..... | 105-106 |

| No-Lead Tank Tees & Insert Fittings | Page |
|-------------------------------------|---------|
| Tank Tees Packages | 108 |
| Drop Couplings | 109 |
| Tank Tees | 109-110 |
| Bronze Hydrant Elbow | 110 |
| Insert Fittings | 110-112 |
| Pitless Adapter | 112 |
| Bronze Foot Valve..... | 112 |
| Stainless-Steel Hose Clamps..... | 113 |

| Non-Potable Valves & Fittings | Page |
|---|---------|
| Full Port Ball Valves..... | 116 |
| Boiler Drain..... | 116 |
| Full Port Gate Valve | 116 |
| Full Port Flange Ball Valves & Kits..... | 116-118 |
| Repair Handles | 118 |
| Gas Ball Valves..... | 119-120 |
| Log Lighter Valves | 120 |
| Radiator Valves | 121 |
| Union Elbows | 121 |
| Hydronic Balancing Ball Valve..... | 121 |
| Non-Potable Brass Threaded Fittings | 122-123 |

| Chicago Fittings | Page |
|--|------|
| Flexible Anodeless Risers for Natural Gas Applications | 126 |
| Plastic Service Fittings | 127 |
| Flexible Anodeless Risers for Propane Gas Applications | 128 |
| X-Riser Installation Procedures | 129 |

| Val-Matic® | Page |
|-----------------------------|------|
| Air Release Valves | 132 |
| Combination Air Valves..... | 133 |

| Outside Diameter Chart | Page |
|------------------------------|---------|
| Outside Diameter Chart | 134-135 |

A.Y. McDonald Mfg. Co. is a leading manufacturer of Water Works, Plumbing, Pumps, and Natural Gas Products. The Company has distinguished itself with a proud tradition of quality and reliability since its founding in 1856.

MISSION STATEMENT

The mission of A.Y. McDonald Mfg. Co., in the words of our founder, is "to make good products and sell them honestly." We, the stockholders and employees, accomplish this by extending the McDonald family culture through excellent customer service and by focusing on our customers' needs.

PEOPLE

A.Y. McDonald Mfg. Co. has a long tradition of trusted quality and dependable service and its thanks to the committed people who work here. Every employee is challenged to look for ways to improve our products or our processes and look to exceed our customer's expectations on a daily basis.

Why do Customers like to buy from A.Y. McDonald Mfg. Co. because?

- * The customer is the boss and every effort is exerted to exceed expectations.
- * Customer service is the number one priority.
- * Customers find quality products and work with outstanding people.



DEVELOPMENT

The latest design manufacturing technology and product research and development are continually at work at A.Y. McDonald Mfg. Co. Our engineers design using PRO/E 3-D modeling and CADKEY software. State-of-the art CAD/CAM equipment is used throughout our plants to produce products to the most precise specifications and tolerances. Research and development is a primary focus as we seek to not only meet and exceed our customers' current needs, but also anticipate future industry trends.

A.Y. McDonald Mfg. Co. continues to be committed to the industries it serves by investing in the necessary capital expenditures to continually meet the evolving needs of our customers.

FACILITIES

A.Y. McDonald Mfg. Co. corporate headquarters, brass foundry and main manufacturing plant are located in Dubuque, IA. We also have locations in Albia, IA; Elizabethton, TN; and Reno, NV.



MISSION STATEMENT

The mission of A.Y. McDonald Mfg. Co. in the words of our founder is

“To make good products and to sell them honestly.”

We, the stockholders and employees, accomplish this by extending the McDonald family culture through excellent customer service and by focusing on our customers’ needs.

WHO’S THE BOSS?

Here’s a question I’ll bet you could ask a thousand working people and never get the right answer. The question is: **“Who’s The Boss?”**

There’s only one boss, and whether a person shines shoes for a living or heads up the largest corporation in the world, the boss remains the same. **It’s The Customer!**

The customer is the person who pays everyone’s salary and who decides whether a business is going to succeed or fail. The customer doesn’t care if a business has been around a hundred years. The minute it starts treating them badly, the customer will put it out of business.

This boss, the customer, has bought and will buy everything you have or will ever have. The customer has bought all of your clothes, your home, your car, your children’s education, and your vacation. They pay all of your bills and they pay them in exact proportion to the way you treat them.

The person who works deep inside a big plant on an assembly line might think they’re working for the company that writes their pay check, but they are not. They’re working for the person who buys the product at the end of the line, the customer. In fact, this customer can fire everyone in the company from the president on down. And they can do it by simply spending their money someplace else. This is one of the reasons why taking pride in the work we do is so important to us personally. Doing an exceptionally good job will not only bring joy and satisfaction, it will help get more customers, keep the ones we’ve got, and ensure that we continue to get a pay check from our bosses.

Some of the largest companies that had flourishing businesses a few years ago are no longer in existence. They couldn’t - or didn’t - satisfy the customer. They forgot who the boss really was!

At A.Y. McDonald we remind ourselves every day that the customer is the boss. It’s one of our core values and the reason we provide the best customer service in the business.



CONTROLLING PROVISIONS: These terms and conditions supersede all previous terms and conditions and shall control any sale by A.Y. McDonald Mfg. Co. ("Seller"). No alteration or waiver of these terms and conditions shall be valid unless specifically accepted in writing by an authorized representative of Seller.

PRICES: Billing prices are those in effect at the time the order is shipped. All prices are subject to change without notice. Possession of a price sheet shall not be construed as an offer to sell. Seller reserves the right to reject any order.

TERMS: 2% 10th Prox., Net 25th (A 2% cash discount can be taken if paid via ACH/wire on the 10th of the month following the shipment. The month is defined as the 26th through the 25th. For example, a February 25th invoice is due 2% on March 10th, a February 26th invoice is due 2% April 10th, and all invoices are due net the 11th and considered past due on the 26th of the month. No cash discount is available for check payment). Without open credit terms, payment may be required prior to shipping. A 2% monthly service charge (or the maximum amount permitted by law) may be applied to the balance of any past-due invoice. Buyer shall pay any necessary collection fees, including reasonable attorney fees.

TAXES: Any sales tax, use tax, manufacturer tax, duty, or other cost imposed by any government entity shall, at Seller's option, be added to the purchase price and payable by buyer. Buyer must certify any tax exemption and agree to indemnify Seller against any tax imposed contrary to such certification.

FREIGHT: All prices are F.O.B. Seller's factory, with full freight allowed within the contiguous United States and Canada on the orders that qualify pursuant to the Freight Program schedule. Seller reserves the right to select the carrier and route of shipment and to ship at the most economical rate. All extra charges for special handling or delivery services will be paid for by the buyer. Terms for shipment outside the contiguous United States and Canada shall be established on a case-by-case basis.

"LIMITED WARRANTY Subject to the limitations stated herein, A.Y. McDonald Mfg. Co. ("Seller") warrants that plumbing products manufactured by Seller shall be free from defects in material and workmanship and shall perform the services for which they are intended when properly installed, under normal use, and under ordinary conditions, for a period of one (1) year from the date of shipment from Seller's factory. This Limited Warranty does not cover or apply to water service products, high pressure gas products, or pumps or pump accessories manufactured by Seller. Buyer must notify Seller in writing of a potentially defective product as soon as possible and not later than one (1) year from the date of shipment from Seller's factory. Upon receipt of such notice, Seller shall, at its option and at its expense, examine such product at Seller's factory or such other location as Seller shall determine. Should Seller agree to a return of the product, buyer shall follow in every respect the packaging and transportation instructions provided by Seller. In no case shall a product be returned without first obtaining the permission of Seller. If a product is proven to the satisfaction of Seller to be defective, then Seller shall, at its option and at its expense, repair or replace such product or reimburse buyer for the price paid by buyer for such product. The cost of shipping to buyer a repaired or replaced product shall be paid by Seller on the same shipping terms as the original shipment of such product to buyer. Except as stated herein, buyer shall assume all responsibility and expense for any dismantling, removal, reinstallation, and shipping in connection with this Limited Warranty, and no claims will be allowed for labor, shipping, materials, or other costs incident to the repair, replacement, or return of a product.

THIS LIMITED WARRANTY IS THE ONLY WARRANTY PROVIDED BY SELLER AND IS MADE IN LIEU OF ALL OTHER WARRANTIES, EXPRESS OR IMPLIED, INCLUDING BUT NOT LIMITED TO THE IMPLIED WARRANTIES OF MERCHANTABILITY AND FITNESS FOR A PARTICULAR PURPOSE.

SELLER'S LIABILITY IS LIMITED TO REPAIR, REPLACEMENT, OR REIMBURSEMENT AS PROVIDED ABOVE, AND IN NO EVENT SHALL SELLER'S LIABILITY EXCEED THE PURCHASE PRICE OF THE PRODUCT(S) INVOLVED. THIS LIMITED WARRANTY PROVIDES THE EXCLUSIVE REMEDY AGAINST SELLER FOR CLAIMS RELATING TO PRODUCTS, WHETHER IN CONTRACT, IN TORT (INCLUDING NEGLIGENCE), OR UNDER ANY OTHER LEGAL THEORY, AND WHETHER ARISING OUT OF WARRANTIES, REPRESENTATIONS, INSTRUCTIONS, OR DEFECTS FROM ANY CAUSE. IN NO EVENT SHALL SELLER BE LIABLE FOR OR OBLIGATED TO PAY ANY CONSEQUENTIAL, INCIDENTAL, SPECIAL, INDIRECT, OR PUNITIVE DAMAGES OF ANY KIND.

THIS LIMITED WARRANTY EXTENDS ONLY TO BUYERS WHO PURCHASE SELLER'S PRODUCT(S) DIRECTLY FROM SELLER ("ORIGINAL PURCHASERS"), INCLUDING DISTRIBUTORS, WHOLESALERS, UTILITIES, AND CONTRACTORS. THIS LIMITED WARRANTY IS NOT ASSIGNABLE OR OTHERWISE TRANSFERABLE BY THE ORIGINAL PURCHASER TO ANY OTHER PARTY. SELLER EXTENDS NO WARRANTY, EXPRESS OR IMPLIED, INCLUDING BUT NOT LIMITED TO THE IMPLIED WARRANTIES OF MERCHANTABILITY AND FITNESS FOR A PARTICULAR PURPOSE, TO "CONSUMERS," AS THAT TERM IS DEFINED IN THE MAGNUSON-MOSS WARRANTY ACT (15 U.S.C. SECTIONS 2301 ET SEQ.) AND THE REGULATIONS PROMULGATED THEREUNDER. IN NO EVENT SHALL THE DURATION OF ANY IMPLIED WARRANTY OF MERCHANTABILITY OR FITNESS FOR A PARTICULAR PURPOSE BE LONGER THAN THE ONE (1) YEAR PERIOD PRESCRIBED HEREIN.

This Limited Warranty shall not apply to product failure or defect: due to a defect in the design, engineering, or installation of any water, gas, or other system; where the product has been modified without the prior written authority of Seller; caused by the failure to install or use the product in conformity with any instructions or specifications provided by Seller; caused by the improper installation, use, application, maintenance, repair, transportation, handling, or storage of the product; caused by the fault or negligence of anyone other than Seller or any other act or event beyond the control of Seller. Seller makes no warranties as to any products or product parts or components that are not manufactured by Seller. The limitations of liability contained in this Limited Warranty shall be effective without regard to Seller's performance or failure or delay of performance under any other term or condition of any trade customs, warranty, or other agreement. No employee, representative, or agent of Seller, nor any other person, has authority to assume or incur on behalf of Seller any liability, obligation, or responsibility in place of or in addition to this Limited Warranty."

CLAIMS: Inspect all shipments immediately upon receipt, examining products for damage and verifying quantity. Any claim of damage, shortage, or non-conformance must be made in writing within 5 business days of receipt of goods (any claim of damage or shortage must be noted on the Freight Carrier's signed delivery receipt).

ORDERS: Seller is not responsible for and shall not be held liable for damages resulting from delays or failures in shipment, nor shall Seller be liable for any delay or failure to provide goods where occasioned by any force majeure event, including without limitation: strikes and other labor disputes; fires; acts of God; floods, snowstorms, tornados, and other storms; unusually severe inclement weather conditions; fuel, energy, carrier, or material shortages or embargoes; war; terrorism; civil disturbances; acts of civil or military authority; court order or decree; partial or complete destruction of factory or other facility; acts of buyer; inability to obtain or retain fuel, energy, carriers, materials, facilities, or labor without litigation or the payment of penalties or unreasonable prices or the acceptance of unreasonable terms and conditions; and any other cause beyond Seller's control.

RETURNS: Goods cannot be returned without the prior written approval of Seller. Return freight must be prepaid by buyer. After inspecting the returned goods, Seller may impose upon buyer: (1) a handling and restocking charge equal to a minimum of 25% of the invoiced cost of the returned goods; and, in addition thereto, (2) any costs required to put the goods in like-new condition. All credit memos are subject to cash discount terms as defined in our standard terms.

CANCELLATION: The contract resulting from Seller's acceptance of Buyer's order cannot be canceled, terminated, or modified by Buyer, in whole or in part, except upon Seller's prior written approval.

INVOICING: Minimum invoice charge of \$50.00 (does not apply to Plumbing Products).

NON-STOCK PRODUCTS: Non-stock products (i.e., customized or non-standard products) may require a minimum order and buyer should make prior inquiry to Seller. Once production has begun, orders for non-stock products cannot be canceled without the prior written approval of Seller. Seller will not accept the return of non-stock products.

CONSTRUCTION: All sales, contracts, and offers to buy or sell, all rights, remedies and duties of all persons, and the construction and effect of all provisions hereof, shall be governed by and construed according to the laws of the State of Iowa.



WARNING: It is unlawful in CALIFORNIA & VERMONT (effective 1/1/2010); MARYLAND (effective 1/1/2012); LOUISIANA (effective 1/1/2013) and the UNITED STATES OF AMERICA (effective 1/4/2014) to use any product in the installation or repair of any public water system or any plumbing in a facility or system that provides water for human consumption if the wetted surface area of the product has a weighted average lead content greater than 0.25%. This prohibition does not extend to service saddles used in California, Louisiana or under USA Public Law 111-380. **WARNING:** This product can expose you to chemicals including lead, which is known to the State of CALIFORNIA to cause cancer and birth defects or other reproductive harm. For more information go to: www.P65Warnings.ca.gov.

I. PRODUCT GROUP QUALIFICATION LEVELS

Freight will be prepaid and allowed by Seller on orders that meet or exceed the following net prices or unit qualifiers (net prices reflect list prices less applicable discounts):

1. Natural Gas (may be combined with plumbing Valves) \$2,500 Net
2. Water Service Products (may be combined with Curb Boxes, Pumps, Pump Accessories, Plumbing Valves, Frames & Covers, Natural Gas, and Yoke Boxes) \$7,000 Net
3. Pumps 12+ units
4. Plumbing Products (may be combined with Pump Accessories) \$1,300 Net
5. Tanks 24+ units (may be 24 units in combination with Jets and Submersibles)
6. Pit Setters . . .
 - 15" diameter – 144 units
 - 18" diameter – 96 units
 - 21" diameter – 72 units
 - 24" diameter – 48 units
 - 30" and 36" diameter – 24 units

II. ADDITIONS

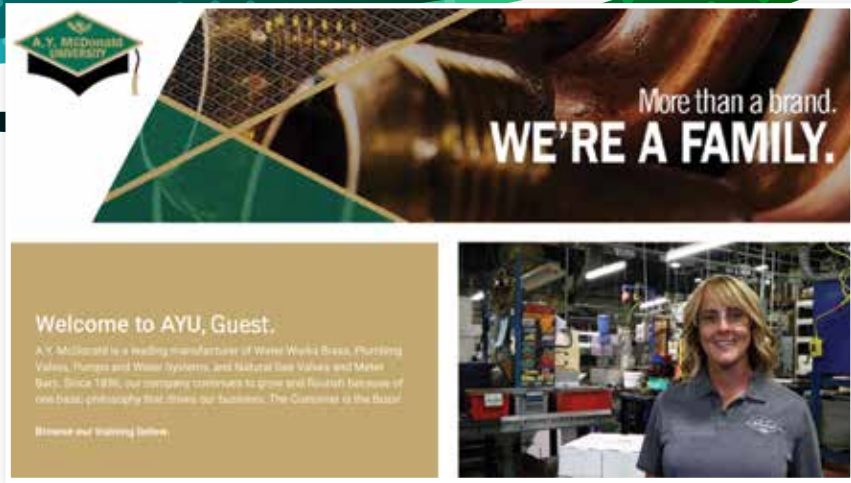
Once an order qualifies for freight in **any** product group, other products on your order ride free (excluding Tanks and Pit Setters). However, additions to freight allowed orders will **NOT** be allowed once the original order is on board or a partial shipment has been made against the original order.

Freight qualifiers are subject to change without notice.

NON-POTABLE
USE ONLY



WARNING: It is unlawful in **CALIFORNIA & VERMONT (effective 1/1/2010); MARYLAND (effective 1/1/2012); LOUISIANA (effective 1/1/2013) and the UNITED STATES OF AMERICA (effective 1/4/2014)** to use **THIS PRODUCT** in the installation or repair of any public water system or any plumbing in a facility or system that provides water for human consumption. The wetted surface area of **THIS PRODUCT** has a weighted average lead content greater than 0.25%.



AYU: Knowledge at Your Fingertips

You know all those questions you had when you first entered the industry and even decades on the job? Well, we're here to finally answer them.

The industries that A.Y. McDonald serves – water works, pumps, plumbing, and natural gas – consist of centuries worth of history and knowledge. It's information that is very rarely written down, located in one place, and not available for just anyone to access...until now.

As our new **FREE** mobile friendly e-learning platform, A.Y. McDonald University (AYU) already contains dozens of courses that are ready to be viewed, clicked through, and read by you. Whether you're in the field or at the office, AYU is knowledge available 24/7 right at your fingertips!

As an idea that stemmed directly from you (our customer and boss), we couldn't be more excited to finally launch this project. Find out what all the fuss is about by signing up today at aymcdonald.com!



Social Media & AY Alerts

Our industry is booming and we're just here to make sense of it. Stay connected with A.Y. McDonald by following, liking, or subscribing to our many social media platforms and don't forget to sign up for AY Alerts to stay up-to-date on A.Y. McDonald news:

Facebook



Instagram



LinkedIn



Twitter



YouTube




A.Y. Alerts





**WITHOUT
YOU
THERE IS
NO US.**




Domestic

Plumbing Catalog - December 2022






10584 Square Head Plug Valve with Check and Double Stake Nut

- FNPT x FNPT
- 2 PSIG (*5 PSIG 1/2" & 3/4")
- Natural and LP Gas Only
- Threads Conform to ANSI B1.20.1
- CSA certified 1/2" & 3/4" 

| Part No. | Size |
|----------|--------|
| 4215-197 | * 1/2" |
| 4215-199 | * 3/4" |
| 4212-159 | 1" |
| 4212-160 | 1 1/4" |
| 4212-161 | 1 1/2" |
| 4212-162 | 2" |



10604 Square Head Plug Valve with Check

- FNPT x FNPT
- 2 PSIG (*5 PSIG 1/2" & 3/4")
- Natural and LP Gas Only
- Threads Conform to ANSI B1.20.1
- CSA certified 1/2" & 3/4" 

| Part No. | Size |
|----------|--------|
| 4215-192 | * 1/2" |
| 4215-195 | * 3/4" |
| 4212-124 | 1" |
| 4212-128 | 1 1/4" |
| 4212-132 | 1 1/2" |
| 4212-136 | 2" |



10598 Lever Handle Plug Valve with Check

- FNPT x FNPT
- 2 PSIG (*5 PSIG 1/2" & 3/4")
- Natural and LP Gas Only
- Threads Conform to ANSI B1.20.1

| Part No. | Size |
|----------|--------|
| 4215-191 | * 1/2" |
| 4215-194 | * 3/4" |
| 4212-122 | 1" |
| 4212-126 | 1 1/4" |
| 4212-130 | 1 1/2" |
| 4212-134 | 2" |




10552 Flat/Tee Head Plug Valve with Top Check

- FNPT x FNPT
- *3" less check
- 25 PSIG
- Natural and LP Gas Only
- Threads Conform to ANSI B1.20.1

| Part No. | Size |
|----------|--------|
| 4210-128 | 1/2" |
| 4210-129 | 3/4" |
| 4210-130 | 1" |
| 4210-131 | 1 1/4" |



10596 Flat/Tee Head Plug Valve with Check

- FNPT x FNPT
- 2 PSIG (*5 PSIG 1/2" & 3/4")
- Natural and LP Gas Only
- Threads Conform to ANSI B1.20.1
- CSA certified 1/2" & 3/4" 

| Part No. | Size |
|----------|--------|
| 4212-184 | 1/4" |
| 4215-190 | * 1/2" |
| 4215-193 | * 3/4" |
| 4212-125 | 1" |
| 4212-129 | 1 1/4" |
| 4212-133 | 1 1/2" |
| 4212-137 | 2" |



10554 Square Head Plug Valve with Top Check

- FNPT x FNPT
- 25 PSIG
- Natural and LP Gas Only
- Threads Conform to ANSI B1.20.1

| Part No. | Size |
|----------|--------|
| 4210-162 | 1/2" |
| 4210-163 | 3/4" |
| 4210-164 | 1" |
| 4210-165 | 1 1/4" |
| 4210-166 | 1 1/2" |
| 4210-167 | 2" |



10558

Lever Handle Plug Valve with Top Check

- FNPT x FNPT
- 25 PSIG
- Natural and LP Gas Only
- Threads Conform to ANSI B1.20

| Part No. | Size |
|----------|------|
| 4210-134 | 1/4" |
| 4210-135 | 3/8" |



10687B

Flat Head Plug Valve with Lockwing Tamperproof - Black Iron - Less Check

- FNPT x FNPT
- 175 PSIG
- May be re-lubricated
- Brass plug

| Part No. | Size |
|----------|--------|
| 4812-166 | 1/2" |
| 4812-170 | 3/4" |
| 4812-175 | 1" |
| 4812-180 | 1 1/4" |
| 4812-184 | 1 1/2" |
| 4812-189 | 2" |



10621

Flat/Tee Head Plug Valve with Lockwing Less Check

- FNPT x FNPT
- 25 PSIG

| Part No. | Size |
|----------|--------|
| 4210-168 | 1/2" |
| 4210-169 | 3/4" |
| 4210-170 | 1" |
| 4210-171 | 1 1/4" |
| 4210-172 | 1 1/2" |
| 4210-173 | 2" |



10687G

Flat Head Plug Valve with Lockwing Tamperproof - Zinc - Less Check

- FNPT x FNPT
- 175 PSIG
- Zinc coated with clear chromate finish iron
- May be re-lubricated
- Brass plug

| Part No. | Size |
|----------|------|
| 4812-167 | 1/2" |
| 4812-172 | 3/4" |
| 4812-177 | 1" |



10685B

Flat Head Plug Valve - Tamperproof -Black Iron - Less Check

- FNPT x FNPT
- 175 PSIG
- May be re-lubricated
- Brass plug

| Part No. | Size |
|----------|---------|
| 4812-164 | 1/2" |
| 4812-168 | 3/4" |
| 4812-173 | 1" |
| 4812-179 | *1 1/4" |
| 4812-182 | *1 1/2" |
| 4812-187 | *2" |



72892

Tee Head Stop & Drain Plug Valve with Check - No-Lead

- FNPT x FNPT
- 40 PSI
- Cast Bronze Construction
- Threads Conform to ANSI B1.20.1
- Water Only
- For above ground use only

| Part No. | Size |
|----------|--------|
| 5215-152 | 1/2" |
| 5215-153 | 3/4" |
| 5215-154 | 1" |
| 5215-155 | 1 1/4" |
| 5215-156 | 1 1/2" |
| 5215-157 | 2" |



72832T

Stop & Drain Plug Valve with Check, Tee Handle - No-Lead

- FNPT x FNPT
- 3/4" - 1" rated 100 PSI
- 1 1/4" rated 80 PSI
- Cast Bronze Construction
- Threads Conform to ANSI B1.20.1
- Water Only
- For above ground use only

| Part No. | Size |
|----------|--------|
| 5215-160 | 3/4" |
| 5214-134 | 1" |
| 5214-137 | 1 1/4" |



72832

Stop & Drain Plug Valve with Check, Less Handle -No-Lead

- FNPT x FNPT
- 3/4" - 1" rated 100 PSI
- 1 1/4" rated 80 PSI
- Cast Bronze Construction
- Threads Conform to ANSI B1.20.1
- Water Only
- For above ground use only

| Part No. | Size |
|----------|--------|
| 5215-158 | 3/4" |
| 5214-132 | 1" |
| 5214-135 | 1 1/4" |



618

Tee Handle for 72832

| Part No. | Size |
|----------|--------------------|
| 4214-101 | 1/2" & 3/4" |
| 4214-105 | 1" |
| 4214-000 | 1" with 5/16" hole |
| 4214-106 | 1 1/4" |

Accessories - THE FOLLOWING PRODUCT does not come in contact with consumable water.



711X3FE

In-line Dual Check Valves - No-Lead

- FNPT Union x FNPT Integral
- Pressure rated to 175 PSIG
- Temperature range 34° F to 180°F
- Designed to hold 1 PSI in the direction of flow
- Cast brass components meet AWWA C800
- Designed and tested ANSI/ASSE 1024 and CSA B64.6 requirements

| Part No. | Model | Size |
|----------|-------|----------------|
| 5122-094 | 33 | 3/4" |
| 5123-065 | 44 | 1" x 3/4" x 1" |



711X4FE

In-line Dual Check Valves - No-Lead

- FNPT Union x FNPT Integral
- Pressure rated to 175 PSIG
- Temperature range 34° F to 180°F
- Designed to hold 1 PSI in the direction of flow
- Cast brass components meet AWWA C800
- Designed and tested ANSI/ASSE 1024 and CSA B64.6 requirements

| Part No. | Model | Size |
|----------|-------|------|
| 5123-009 | 44 | 1" |



711X3ME

In-line Dual Check Valves - No-Lead

- MNPT Union x FNPT Integral
- Pressure rated to 175 PSIG
- Temperature range 34° F to 180°F
- Designed to hold 1 PSI in the direction of flow
- Cast brass components meet AWWA C800
- Designed and tested ANSI/ASSE 1024 and CSA B64.6 requirements

| Part No. | Model | Size |
|----------|-------|----------------|
| 5122-095 | 33 | 3/4" |
| 5123-066 | 44 | 1" x 3/4" x 1" |



711X4ME

In-line Dual Check Valves - No-Lead

- MNPT Union x FNPT Integral
- Pressure rated to 175 PSIG
- Temperature range 34° F to 180°F
- Designed to hold 1 PSI in the direction of flow
- Cast brass components meet AWWA C800
- Designed and tested ANSI/ASSE 1024 and CSA B64.6 requirements

| Part No. | Model | Size |
|----------|-------|------|
| 5123-010 | 44 | 1" |



**WITHOUT
YOU
THERE IS
NO US.**



No-Lead Ball Valves

Plumbing Catalog - December 2022



No-Lead Full Port / Specialty Ball Valves



72032T

Full Port Ball Valve - No-Lead

- FNPT x FNPT, 600 WOG, 150 WSP
- Manufactured to MSS-SP-110
- Threads Conform to ANSI B1.20.1
- NSF / ANSI 61-8 & NSF / ANSI 372

- 72032T 1/2"-2" certified to:  

| Part No. | Size | Part No. | Size |
|----------|------|----------|--------|
| 5420-006 | 1/4" | 5421-115 | 1 1/4" |
| 5420-007 | 3/8" | 5421-116 | 1 1/2" |
| 5420-150 | 1/2" | 5421-117 | 2" |
| 5420-151 | 3/4" | 5420-018 | 2 1/2" |
| 5420-152 | 1" | 5420-019 | 3" |



72117T

Full Port Ball Valve - No-Lead

- FNPT x FNPT, 600 WOG (1/4"-2"), 400 WOG (2 1/2" - 4")
- Manufactured to MSS-SP-110
- Threads Conform to ANSI B1.20.1

- Blowoff proof stem
- NSF / ANSI 61-4

| Part No. | Size | Part No. | Size |
|----------|--------|----------|--------|
| 5424-112 | 1/4" | 5420-471 | 1 1/2" |
| 5424-113 | 3/8" | 5420-472 | 2" |
| 5420-467 | 1/2" | 5424-015 | 2 1/2" |
| 5420-468 | 3/4" | 5424-016 | 3" |
| 5420-469 | 1" | 5424-017 | 4" |
| 5420-470 | 1 1/4" | | |



72032S

Full Port Ball Valve - No-Lead

- SWT x SWT, 600 WOG, 150 WSP
- Manufactured to MSS-SP-110
- Solder Ends Conform to ANSI B16.18
- NSF / ANSI 61-8 & NSF / ANSI 372

| Part No. | Size | Part No. | Size |
|----------|--------|----------|--------|
| 5420-008 | 3/8" | 5421-119 | 1 1/2" |
| 5420-153 | 1/2" | 5421-120 | 2" |
| 5420-154 | 3/4" | 5420-016 | 2 1/2" |
| 5420-155 | 1" | 5420-017 | 3" |
| 5421-118 | 1 1/4" | | |



72117S

Full Port Ball Valve - No-Lead

- SWT x SWT, 600 WOG (3/8"-2"), 400 WOG (2 1/2"-3")
- Manufactured to MSS-SP-110
- Solder Ends Conform to ANSI B16.18

- Blowoff proof stem
- NSF / ANSI 61-4

| Part No. | Size | Part No. | Size |
|----------|--------|----------|--------|
| 5424-407 | 3/8" | 5420-477 | 1 1/2" |
| 5420-473 | 1/2" | 5420-478 | 2" |
| 5420-474 | 3/4" | 5424-018 | 2 1/2" |
| 5420-475 | 1" | 5424-019 | 3" |
| 5420-476 | 1 1/4" | | |



72032TX

Full Port Ball Valve with T-Handle - No-Lead

- FNPT x FNPT, 600 WOG, 150 WSP
- Manufactured to MSS-SP-110
- Threads Conform to ANSI B1.20.1
- Blowout proof stem
- NSF / ANSI 61-8 & NSF / ANSI 372

| Part No. | Size |
|----------|------|
| 5424-000 | 1/2" |
| 5424-001 | 3/4" |
| 5424-002 | 1" |



72032TL

Full Port Ball Valve with Locking Handle - No-Lead

- FNPT x FNPT, 600 WOG
- Manufactured to MSS-SP-110
- Threads Conform to ANSI B1.20.1
- Blowout proof stem

| Part No. | Size |
|----------|--------|
| 5419-003 | 1/4" |
| 5419-004 | 3/8" |
| 5421-242 | 1/2" |
| 5421-243 | 3/4" |
| 5421-244 | 1" |
| 5421-245 | 1 1/4" |
| 5421-246 | 1 1/2" |
| 5421-247 | 2" |



72032SX

Full Port Ball Valve with T-Handle - No-Lead

- SWT x SWT, 600 WOG
- Manufactured to MSS-SP-110
- Solder Ends Conform to ANSI B16.18
- Blowout proof stem

| Part No. | Size |
|----------|------|
| 5424-003 | 1/2" |
| 5424-004 | 3/4" |



72105
Standard Port Ball Valve - No-Lead
 - CTS (Push-Fit) x CTS (Push-Fit)
 - NSF / ANSI 61 & NSF / ANSI 372

| Part No. | Size |
|----------|------|
| 5426-031 | 1/2" |
| 5426-032 | 3/4" |
| 5426-033 | 1" |



72105M
Standard Port Ball Valve - No-Lead
 - MNPT x CTS (Push-Fit)
 - NSF / ANSI 61 & NSF / ANSI 372

| Part No. | Size |
|----------|------|
| 5427-125 | 3/4" |



72036T
Bronze Full Port Ball Valve - No-Lead
 - FNPT x FNPT, 600 WOG
 - Lever Handle
 - Manufactured to MSS-SP-110
 - Threads Conform to ANSI B1.20.1
 - Blowout proof stem

| Part No. | Size |
|----------|--------|
| 5427-155 | 1/2" |
| 5427-156 | 3/4" |
| 5427-157 | 1" |
| 5427-158 | 1 1/4" |
| 5427-159 | 1 1/2" |
| 5427-160 | 2" |



72036TX
Bronze Full Port Ball Valve - No-Lead
 - FNPT x FNPT, 600 WOG
 - Stainless-Steel Tee Handle
 - Manufactured to MSS-SP-110
 - Threads Conform to ANSI B1.20.1
 - Blowout proof stem

| Part No. | Size |
|----------|--------|
| 5427-177 | 3/4" |
| 5427-178 | 1" |
| 5427-179 | 1 1/4" |
| 5427-180 | 1 1/2" |
| 5427-181 | 2" |



72028PF
Full Port Ball Valve - No-Lead
 - CTS (Press Fit) x CTS (Press Fit), 250 PSI CWP
 - Conforms to NSF/ANSI 61-2012, NSF/ANSI 14-2010a, and NSF/ANSI 372-2010
 - Blowout proof stem
 - Forged Brass Body

| Part No. | Size |
|----------|--------|
| 5426-115 | 1/2" |
| 5426-116 | 3/4" |
| 5426-117 | 1" |
| 5426-118 | 1 1/4" |
| 5426-119 | 1 1/2" |
| 5426-120 | 2" |
| 5426-154 | 2 1/2" |
| 5426-155 | 3" |
| 5426-156 | 4" |



72028PFD
Full Port Ball Valve with Drain - No-Lead
 - CTS (Press Fit) x CTS (Press Fit), 250 PSI CWP
 - Conforms to NSF/ANSI 61-2012, NSF/ANSI 14-2010a, and NSF/ANSI 372-2010
 - Blowout proof stem
 - Forged Brass Body

| Part No. | Size |
|----------|------|
| 5426-189 | 1/2" |
| 5426-188 | 3/4" |
| 5426-190 | 1" |



72028PFGH
Full Port Ball Valve with Removable Cap - No-Lead
 - CTS (Press Fit) x MGHT, 250 PSI CWP
 - Conforms to NSF/ANSI 61-2012, NSF/ANSI 14-2010a, and NSF/ANSI 372-2010
 - Forged Brass Body

| Part No. | Size |
|----------|------|
| 5426-185 | 3/4" |

No-Lead Full Port / Specialty Ball Valves



72033T

Full Port Ball Valve with Drain - No-Lead

- FNPT x FNPT, 600 WOG
- Manufactured to MSS-SP-110
- Threads Conform to ANSI B1.20.1
- NSF / ANSI 61-8 & NSF / ANSI 372
- Blowout proof stem

| Part No. | Size |
|----------|------|
| 5421-128 | 1/2" |
| 5421-129 | 3/4" |
| 5421-130 | 1" |



72030MP

Standard Port Ball Valve - No-Lead

- Pex x MNPT, 400 WOG
- Pex End Conforms to ASTM F1807
- Blowout proof stem

| Part No. | Size |
|----------|------|
| 5424-244 | 1/2" |
| 5424-245 | 3/4" |



72030FP

Standard Port Ball Valve - No-Lead

- Pex x FNPT, 400 WOG
- Pex End Conforms to ASTM F1807
- Blowout proof stem
- 1" comes with lever handle

| Part No. | Size |
|----------|------|
| 5424-246 | 1/2" |
| 5424-247 | 3/4" |
| 5423-102 | 1" |



72033S

Full Port Ball Valve with Drain - No-Lead

- SWT x SWT, 600 WOG
- Manufactured to MSS-SP-110
- Solder Ends Conform to ANSI B16.18
- NSF / ANSI 61-8 & NSF / ANSI 372
- Blowout proof stem

| Part No. | Size |
|----------|------|
| 5421-125 | 1/2" |
| 5421-126 | 3/4" |
| 5421-127 | 1" |



72030P

Standard Port Ball Valve Heavy Pattern - No-Lead

- Pex x Pex, 400 WOG
- Pex Ends Conform to ASTM F1807
- NSF / ANSI 61-8 & NSF / ANSI 372
- Blowout proof stem

| Part No. | Size |
|----------|------|
| 5421-147 | 1/2" |
| 5421-148 | 3/4" |
| 5421-311 | 1" |



72030C

Standard Port Ball Valve with Drain - No-Lead

- Comp x Comp, 400 WOG
- NSF / ANSI 61-8 & NSF / ANSI 372
- Blowout proof stem

| Part No. | Size |
|----------|------|
| 5421-143 | 1/2" |
| 5421-144 | 3/4" |
| 5421-145 | 1" |



72030EP

Full Port Ball Valve - No-Lead

- Pex x Pex, 400 WOG
- Pex Ends Conform to ASTM F1807
- NSF / ANSI 61-4 & NSF 372
- Blowout proof stem

| Part No. | Size | Part No. | Size |
|----------|------|----------|--------|
| 5420-457 | 1/2" | 5420-459 | 1" |
| 5420-458 | 3/4" | 5427-057 | 1 1/4" |



72031

Full Port Ball Valve - No-Lead

- MNPT x SWT, 600 WOG
- Manufactured to MSS-SP-110
- Threads Conform to ANSI B1.20.1
- Solder Ends Conform to ANSI B16.18
- Blowout proof stem

| Part No. | Size |
|----------|------|
| 5424-417 | 3/4" |



72033EP

Standard Port Ball Valve with Drain - No-Lead

- Pex x Pex, 400 WOG
- Pex Ends Conform to ASTM F1807
- NSF / ANSI 61-4
- Blowout proof stem

| Part No. | Size |
|----------|------|
| 5423-443 | 1/2" |
| 5423-444 | 3/4" |
| 5423-445 | 1" |



72030PC
Standard port Ball Valve - No-Lead
 - SWT x Pex, 400 WOG, 150 WSP
 - Pex End Conforms to ASTM F1807
 - NSF / ANSI 61-8 & NSF / ANSI 372
 - Blowout proof stem

| Part No. | Size |
|----------|------|
| 5421-309 | 1/2" |
| 5421-310 | 3/4" |



72030TC
Test Cock - No-Lead
 - MNPT x FNPT
 - NSF / ANSI 372

| Part No. | Size |
|----------|-------------|
| 5424-401 | 1/4" |
| 5424-418 | 1/8" x 1/4" |



72030DEP
Ball Valve Drop Ear - No-Lead
 - Pex x Pex, 400 WOG
 - Pex Ends Conform to ASTM F1807
 - NSF / ANSI 61-8 & NSF / ANSI 372
 - Blowout proof stem

| Part No. | Size |
|----------|------|
| 5427-050 | 1/2" |
| 5427-051 | 3/4" |



72030EXP
Full Port Ball Valve - No-Lead
 - Expansion Pex x Expansion Pex, 400 WOG
 - Pex Ends Conform to ASTM F1960
 - NSF / ANSI 61-8 & NSF / ANSI 372
 - Blowout proof stem

| Part No. | Size |
|----------|------|
| 5427-052 | 1/2" |
| 5427-053 | 3/4" |
| 5427-054 | 1" |



72030EPX
Ball Valve with Tee Handle - No-Lead
 - Pex x Pex
 - Pex Ends Conform to ASTM F1807

| Part No. | Size |
|----------|------|
| 5423-429 | 1/2" |
| 5423-430 | 3/4" |
| 5423-431 | 1" |



72033EXP
Full Port Ball Valve with Drain - No-Lead
 - Expansion Pex x Expansion Pex, 400 WOG
 - Pex Ends Conform to ASTM F1960
 - NSF / ANSI 61-8 & NSF / ANSI 372
 - Blowout proof stem

| Part No. | Size |
|----------|------|
| 5427-187 | 1/2" |
| 5427-188 | 3/4" |
| 5427-189 | 1" |



72033P
Standard Port Ball Valve with Drain - No-Lead
 - Pex x Pex, 400 WOG
 - Pex Ends Conform to ASTM F1807
 - Blowout proof stem

| Part No. | Size |
|----------|------|
| 5423-119 | 1/2" |
| 5423-120 | 3/4" |



72030EXMP
Standard Port Ball Valve - No-Lead
 - MNPT x Expansion Pex, 400 WOG
 - Pex End Conforms to ASTM F1960
 - NSF / ANSI 61-8 & NSF / ANSI 372
 - Blowout proof stem

| Part No. | Size |
|----------|------|
| 5423-247 | 3/4" |
| 5423-249 | 1" |



72030TCL
Test Cock with Lever Handle - No-Lead
 - MNPT x FNPT
 - NSF / ANSI 372

| Part No. | Size |
|----------|------|
| 5424-492 | 1/4" |

No-Lead Full Port / Specialty Ball Valves



72087BV

Full Port Ball Valve - No-Lead

- Insert x Insert, 600 WOG
- NSF 372 / 61

| Part No. | Size |
|----------|--------|
| 5427-077 | 3/4" |
| 5424-310 | 1" |
| 5427-078 | 1 1/4" |



2032SST

Stainless-Steel Full Port Ball Valve

- FNPT x FNPT, 1000 WOG
- 316 Stainless-Steel
- Locking Handle
- NSF 372 / 61

| Part No. | Size |
|----------|------|
| 4428-346 | 1/2" |
| 4428-347 | 3/4" |
| 4428-348 | 1" |

Accessories - THE FOLLOWING PRODUCT does not come in contact with consumable water.



72032EH

Extended Handles for Ball Valves - No-Lead

- For models 72032 & 72033
- 2" will work for 2 1/2" & 3" valves

| Part No. | Size |
|----------|-----------------|
| 5424-248 | 1/4" - 1/2" |
| 5424-249 | 3/4" - 1" |
| 5424-250 | 1 1/4" - 1 1/2" |
| 5424-251 | 2" |



72032TH

Tee Handles - No-Lead

- For models 72032 & 72033
- 2" will work for 2 1/2" & 3" valves

| Part No. | Size |
|----------|-----------------|
| 5424-370 | 1/4" - 1/2" |
| 5424-371 | 3/4" - 1" |
| 5424-372 | 1 1/4" - 1 1/2" |
| 5424-373 | 2" |



72032H

Repair Handles for Ball Valves - No-Lead

- For models 72032 & 72033
- 2" will work for 2 1/2" & 3" valves

| Part No. | Size |
|----------|-----------------|
| 5424-362 | 1/4" - 1/2" |
| 5424-363 | 3/4" - 1" |
| 5424-364 | 1 1/4" - 1 1/2" |
| 5424-365 | 2" |



72032SSH

Stainless-Steel Handles for Ball Valves - No-Lead

- For models 72032 & 72033
- 2" will work for 2 1/2" & 3" valves

| Part No. | Size |
|----------|-----------------|
| 5424-366 | 1/4" - 1/2" |
| 5424-367 | 3/4" - 1" |
| 5424-368 | 1 1/4" - 1 1/2" |
| 5424-369 | 2" |



2033CAP

Replacement Drain Cap

- Green Handle Taiwan Ball Valves

| Part No. |
|----------|
| 4421-012 |



**WITHOUT
YOU
THERE IS
NO US.**



No-Lead Hose Bibbs

Plumbing Catalog - December 2022



No-Lead Hose Bibbs



72002
Hose Bibb - No-Lead
 - MNPT x MGHT, 125 WOG
 - 1/2" is MNPT or Copper Combination*
 - NSF / ANSI 372 & NSF / ANSI 61

| Part No. | Size |
|----------|--------|
| 5420-116 | * 1/2" |
| 5420-117 | 3/4" |



72005QT
Quarter Turn No-Kink Hose Bibb - No-Lead
 - MNPT x MGHT, 125 WOG
 - NSF / ANSI 372 & NSF / ANSI 61

| Part No. | Size |
|----------|------|
| 5424-222 | 1/2" |
| 5424-223 | 3/4" |



72002HD
Hose Bibb - Heavy Duty - No-Lead
 - MNPT x MGHT, 125 WOG
 - 1/2" is MNPT or Copper Combination*
 - NSF / ANSI 372 & NSF / ANSI 61

| Part No. | Size |
|----------|--------|
| 5424-117 | * 1/2" |
| 5424-118 | 3/4" |



72006
No-Kink Hose Bibb - No-Lead
 - FNPT x MGHT, 125 WOG
 - NSF / ANSI 372 & NSF / ANSI 61

| Part No. | Size |
|----------|------|
| 5420-286 | 1/2" |
| 5420-287 | 3/4" |



72002NT
Hose Bibb - No Hose Threads - No-Lead
 - MNPT x Plain End, 125 WOG
 - 1/2" is MNPT or Copper Combination*
 - NSF / ANSI 372 & NSF / ANSI 61

| Part No. | Size |
|----------|--------|
| 5420-288 | * 1/2" |
| 5420-289 | 3/4" |



72006LK
No-Kink Hose Bibb, Loose Key - No-Lead
 - FNPT x MGHT, 125 WOG
 - NSF / ANSI 372 & NSF / ANSI 61

| Part No. | Size |
|----------|------|
| 5427-025 | 1/2" |
| 5427-026 | 3/4" |



72006K
Loose Key - Hose Bibbs - No-Lead

| Part No. |
|----------|
| 5427-192 |



72003
Garden Hose Bibb - No-Lead
 - FNPT x MGHT, 125 WOG
 - NSF / ANSI 372 & NSF / ANSI 61

| Part No. | Size |
|----------|------|
| 5420-210 | 1/2" |
| 5420-211 | 3/4" |
| 5420-281 | 1" |



72006S
No-Kink Hose Bibb - No-Lead
 - SWT x MGHT, 125 WOG
 - 1/2" is SWT or 3/4" CLPG x MGHT*
 - NSF / ANSI 372 & NSF / ANSI 61

| Part No. | Size |
|----------|---------------|
| 5424-039 | *1/2" or 3/4" |



72005
Quarter Turn No-Kink Hose Bibb - No-Lead
 - MNPT x MGHT, 125 WOG
 - NSF / ANSI 372

| Part No. | Size |
|----------|------|
| 5420-278 | 1/2" |
| 5420-279 | 3/4" |



72007
No-Kink Hose Bibb - No-Lead
 - MNPT x MGHT, 125 WOG
 - 1/2" is MNPT or Copper Combination*
 - NSF / ANSI 372 & NSF / ANSI 61

| Part No. | Size |
|----------|-------|
| 5420-283 | *1/2" |
| 5420-284 | 3/4" |

No-Lead Hose Bibbs



72007LK
No-Kink Hose Bibb, Loose Key- No-Lead
 - MNPT x MGHT, 125 WOG
 - NSF / ANSI 372 & NSF / ANSI 61

| Part No. | Size |
|----------|------|
| 5427-027 | 1/2" |
| 5427-028 | 3/4" |



72014
Angle Sillcock - No-Lead
 - SWT x MGHT, 125 WOG
 - NSF / ANSI 372 & NSF / ANSI 61

| Part No. | Size |
|----------|------|
| 5420-124 | 1/2" |
| 5420-125 | 3/4" |



72007BV
Quarter Turn No-Kink Hose Bibb - No-Lead
 - MNPT x MGHT, 125 WOG
 - NSF / ANSI 372

| Part No. | Size |
|----------|------|
| 5420-296 | 1/2" |
| 5420-297 | 3/4" |



72014F
Angle Sillcock - Heavy Duty - No-Lead
 - SWT x MGHT, 125 WOG
 - 2" Flange diameter
 - Rubber coated oval handle
 - NSF / ANSI 372 & NSF / ANSI 61

| Part No. | Size |
|----------|------|
| 5424-095 | 1/2" |
| 5424-096 | 3/4" |



72007BVS
Quarter Turn No-Kink Hose Bibb - No-Lead
 - SWT x MGHT, 200 WOG
 - NSF / ANSI AB1953

| Part No. | Size |
|----------|-------------|
| 5427-183 | 1/2" & 3/4" |



72014WF
Angle Sillcock with Wide Flange - No-Lead
 - SWT x MGHT, 125 WOG
 - NSF / ANSI 372 & NSF / ANSI 61

| Part No. | Size |
|----------|------|
| 5427-190 | 1/2" |
| 5427-191 | 3/4" |



72007BL
Quarter Turn No-Kink Hose Bibb - No-Lead
 - MNPT x MGHT, 200 WOG
 - NSF / ANSI AB1953

| Part No. | Size |
|----------|------|
| 5427-095 | 1/2" |
| 5427-094 | 3/4" |



72014PWF
Angle Sillcock with Wide Flange - No-Lead
 - Pex x MGHT, 125 WOG
 - End conforms to ASTM F1807
 - NSF / ANSI 372 & NSF / ANSI 61

| Part No. | Size |
|----------|------|
| 5427-019 | 1/2" |
| 5427-016 | 3/4" |



72007CA
Angle Sillcock - No-Lead
 - Comp x MGHT, 125 WOG
 - NSF / ANSI 372 & NSF / ANSI 61

| Part No. | Size |
|----------|-------------|
| 5427-084 | 5/8" x 3/4" |



72014EXPWF
Angle Sillcock with Wide Flange - No-Lead
 - Expansion Pex x MGHT, 125 WOG
 - End conforms to ASTM F1960
 - NSF / ANSI 372 & NSF / ANSI 61

| Part No. | Size |
|----------|------|
| 5423-449 | 1/2" |
| 5423-450 | 3/4" |



72007QT
Quarter Turn No-Kink Hose Bibb - No-Lead
 - MNPT x MGHT, 125 WOG
 - NSF / ANSI 372

| Part No. | Size |
|----------|------|
| 5424-220 | 1/2" |
| 5424-221 | 3/4" |

No-Lead Hose Bibbs



72014QT
Quarter Turn Angle Sillcock - No-Lead
 - SWT x MGHT, 125 WOG
 - NSF / ANSI 372 & NSF / ANSI 61

| Part No. | Size |
|----------|------|
| 5424-218 | 1/2" |
| 5424-219 | 3/4" |



72015QT
Quarter Turn Angle Sillcock - No-Lead
 - FNPT x MGHT, 125 WOG
 - NSF / ANSI 372 & NSF / ANSI 61

| Part No. | Size |
|----------|------|
| 5424-216 | 1/2" |
| 5424-217 | 3/4" |



72015
Angle Sillcock - No-Lead
 - FNPT x MGHT, 125 WOG
 - NSF / ANSI 372 & NSF / ANSI 61

| Part No. | Size |
|----------|------|
| 5420-122 | 1/2" |
| 5420-123 | 3/4" |



72004
Boiler Drain - No-Lead
 - FNPT x MGHT, 125 WOG
 - NSF / ANSI 372 & NSF / ANSI 61

| Part No. | Size |
|----------|------|
| 5420-038 | 1/2" |
| 5420-039 | 3/4" |



72015F
Angle Sillcock - Heavy Duty - No-Lead
 - FNPT x MGHT, 125 WOG
 - 2" Flange diameter
 - Rubber coated oval handle
 - NSF / ANSI 372 & NSF / ANSI 61

| Part No. | Size |
|----------|------|
| 5424-097 | 1/2" |
| 5424-098 | 3/4" |



72004QT
Quarter Turn Boiler Drain - No-Lead
 - FNPT x MGHT
 - NSF / ANSI 372 & NSF / ANSI 61

| Part No. | Size |
|----------|------|
| 5424-214 | 1/2" |
| 5424-215 | 3/4" |



72015WF
Angle Sillcock with Wide Flange - No-Lead
 - FNPT x MGHT, 125 WOG
 - NSF / ANSI 372 & NSF / ANSI 61

| Part No. | Size |
|----------|------|
| 5427-108 | 1/2" |
| 5427-109 | 3/4" |



72008
Boiler Drain - No-Lead
 - MNPT x MGHT, 125 WOG
 - 1/2" is MNPT or SWT Combination*
 - NSF / ANSI 372 & NSF / ANSI 61

| Part No. | Size |
|----------|-------|
| 5420-120 | *1/2" |
| 5420-121 | 3/4" |




72015VB
Angle Sillcock with Vacuum Breaker - No-Lead
 - FNPT x MGHT, 125 WOG
 - 2" Flange diameter
 - Rubber coated oval handle
 - Vacuum Breaker is non-removable
 - NSF / ANSI 372 & NSF / ANSI 61

| Part No. | Size |
|----------|------|
| 5424-037 | 1/2" |
| 5424-038 | 3/4" |



72008P
Boiler Drain - No-Lead
 - Pex or MNPT x MGHT, 125 WOG
 - Pex Ends Conform to ASTM F1807
 - NSF / ANSI 372 & NSF / ANSI 61

| Part No. | Size |
|----------|------|
| 5420-200 | 1/2" |
| 5423-448 | 3/4" |



72008QT
Quarter Turn Boiler Drain - No-Lead
 - MNPT x MGHT, 125 WOG
 - NSF / ANSI 372 & NSF / ANSI 61

| Part No. | Size |
|----------|------|
| 5424-212 | 1/2" |
| 5424-213 | 3/4" |



72001

Vacuum Breaker - No-Lead

- FGHT x MGHT
- Brass Gland Packing
- Conforms to ASSE 1011 through CSA
- * Flat washer seat
- NSF / ANSI 372

| Part No. | Size |
|----------|------|
| 5421-146 | 3/4" |



72001L

Vacuum Breaker - No-Lead

- FGHT x MGHT
- Lighter Weight
- Plastic Gland Packing
- Conforms to ASSE 1011 through CSA
- * Flat washer seat
- NSF / ANSI 372

| Part No. | Size |
|----------|------|
| 5427-197 | 3/4" |



72041

Hose Swivel Adapter - No-Lead

- FNPT x FGHT Swivel
- NSF / ANSI 372

| Part No. | Size |
|----------|------|
| 5424-491 | 3/4" |



72009

Hose Bibb Adapter - No-Lead

- MNPT x MGHT
- NSF / ANSI 372

| Part No. | Size |
|----------|-------------|
| 5424-488 | 1/2" x 3/4" |
| 5424-489 | 3/4" |



72009MM

Hose Bibb Adapter - No-Lead

- MGHT x MGHT

| Part No. | Size |
|----------|------|
| 5427-149 | 3/4" |



72009FF

Hose Bibb Adapter - No-Lead

- FNPT x FGHT

| Part No. | Size |
|----------|------|
| 5427-148 | 3/4" |



72009MF

Hose Bibb Adapter - No-Lead

- MNPT x FGHT

| Part No. | Size |
|----------|------|
| 5427-150 | 3/4" |



72009FM

Hose Bibb Adapter - No-Lead

- FNPT x MGHT

| Part No. | Size |
|----------|------|
| 5427-147 | 3/4" |



72009YS

Hose Bibb Adapter - No-Lead

- FGHT Swivel x MGHT x MGHT
- Y-Branch swivel with shutoff valves

| Part No. | Size |
|----------|------|
| 5427-196 | 3/4" |



Introducing A.Y. McDonald's New Interactive Digital Product Catalogs

Be the first to navigate A.Y. McDonald's new system/service that takes static PDFs to interactive digital catalogs. This upgraded catalog system brings more functionality to the process, can be viewed on all devices (desktop, tablet, mobile PC vs. MAC, etc.), and you are no longer required to download a massive PDF document (although this is still an option)!

You can access the new digital catalogs in the same spot as they've always been. Simply visit aymcdonald.com, click on 'Support', then click on 'Resources', and then 'Catalogs'.

- Toggle between single and double page views based on preferences.
- Download individual pages or page ranges to share or save.
- Add notes throughout the catalog to keep track of comments, questions, and product options.
- Send individual catalog pages directly to emails or post on social media with single click
- Crop images or specific pieces of catalog information to share, download, or print.
- View page thumbnails for faster access to specific product sections.
- Use the arrows, bookmarks or table of contents tab to make navigation a breeze.

DCatalog Library



aymcdonald.dcatalog.com





**WITHOUT
YOU
THERE IS
NO US.**



No-Lead Gate, Stop & Angle Stop Valves

Plumbing Catalog - December 2022



No-Lead Gates, Stop & Angle Stop Valves



72034SP

Standard Port Gate Valve - No-Lead

- Pex x Pex, 200 WOG
- Non-rising stem
- Pex Ends Conform to ASTM F1807
- NSF / ANSI 61

| Part No. | Size |
|----------|------|
| 5420-205 | 1/2" |
| 5420-206 | 3/4" |



72017

Stop Valve with Drain - No-Lead

- FNPT x FNPT, 125 WOG
- Non-rising stem
- Soft seat design
- Directional
- NSF / ANSI 372 & NSF / ANSI 61

| Part No. | Size |
|----------|------|
| 5420-109 | 1/2" |
| 5420-110 | 3/4" |



72035T

Full Port Gate Valve - No-Lead

- FNPT x FNPT, 200 WOG, 125 WSP
- Non-rising stem
- Threads Conform to ANSI B1.20.1
- NSF / ANSI 372 & NSF / ANSI 61

| Part No. | Size | Part No. | Size |
|----------|--------|----------|--------|
| 5420-001 | 3/8" | 5420-130 | 1 1/2" |
| 5420-000 | 1/4" | 5420-131 | 2" |
| 5420-126 | 1/2" | 5421-112 | 2 1/2" |
| 5420-127 | 3/4" | 5421-113 | 3" |
| 5420-128 | 1" | 5421-114 | 4" |
| 5420-129 | 1 1/4" | | |



72018

Stop Valve - No-Lead

- FNPT x FNPT, 125 WOG
- Non-rising stem
- Soft seat design
- Directional
- NSF / ANSI 372 & NSF / ANSI 61

| Part No. | Size |
|----------|------|
| 5420-101 | 1/2" |
| 5420-102 | 3/4" |



72035S

Full Port Gate Valve - No-Lead

- SWT x SWT, 200 WOG, 125 WSP
- Non-rising stem
- Solder Ends Conform to ANSI B16.18
- NSF / ANSI 372 & NSF / ANSI 61

| Part No. | Size | Part No. | Size |
|----------|------|----------|--------|
| 5420-132 | 1/2" | 5420-135 | 1 1/4" |
| 5420-133 | 3/4" | 5420-136 | 1 1/2" |
| 5420-134 | 1" | 5420-137 | 2" |



72019

Stop Valve with Drain - No-Lead

- Comp x Comp, 125 WOG
- Non-rising stem
- Soft seat design
- Directional
- NSF / ANSI 372 & NSF / ANSI 61

| Part No. | Size |
|----------|------|
| 5420-051 | 1/2" |
| 5420-052 | 3/4" |



72038T

Bronze Full Port Gate Valve - No-Lead

- FNPT x FNPT, 300 WOG, 150 WSP
- Non-rising stem
- Threads Conform to ANSI B1.20.1
- NSF / ANSI 372 & NSF / ANSI 61

| Part No. | Size |
|----------|--------|
| 5421-209 | 1/2" |
| 5421-210 | 3/4" |
| 5421-211 | 1" |
| 5421-212 | 1 1/4" |
| 5421-213 | 1 1/2" |
| 5421-214 | 2" |



72022

Stop Valve with Drain - No-Lead

- SWT x SWT, 125 WOG
- Non-rising stem
- Soft seat design
- Directional
- NSF / ANSI 372 & NSF / ANSI 61

| Part No. | Size |
|----------|------|
| 5420-113 | 1/2" |
| 5420-114 | 3/4" |

No-Lead Gate, Stop & Angle Stop Valves



72022P

Stop Valve with Drain - No-Lead

- Pex x Pex, 125 WOG
- Pex Ends Conform to ASTM F1807
- Non-rising stem
- Soft seat design
- Directional
- NSF / ANSI 372 & NSF / ANSI 61

| Part No. | Size |
|----------|------|
| 5420-201 | 1/2" |
| 5420-202 | 3/4" |



72023

Stop Valve - No-Lead

- SWT x SWT, 125 WOG
- Non-rising stem
- Soft seat design
- Directional
- NSF / ANSI 372 & NSF / ANSI 61

| Part No. | Size |
|----------|------|
| 5420-105 | 1/2" |
| 5420-106 | 3/4" |



72024

Angle Stop Valve - No-Lead

- Flare x FNPT, 125 WOG
- Soft seat design
- NSF / ANSI 372 & NSF / ANSI 61

| Part No. | Size |
|----------|-------------|
| 5420-081 | 3/4" x 1/2" |
| 5420-078 | 3/4" x 3/4" |
| 5420-079 | 1" x 3/4" |
| 5420-080 | 1" x 1" |



72025

Angle Stop Valve with Drain - No-Lead

- Flare x FNPT, 125 WOG
- Soft seat design
- NSF / ANSI 372 & NSF / ANSI 61

| Part No. | Size |
|----------|-------------|
| 5420-041 | 3/4" x 1/2" |
| 5420-035 | 3/4" x 3/4" |
| 5420-037 | 1" x 3/4" |
| 5420-036 | 1" x 1" |



2015FH

Repair Handle

- For 72014F and 72015F

| Part No. | Size |
|----------|-------------|
| 4424-354 | 1/2" & 3/4" |



2035CH

Cross Handles

- For 72018, 72035T, 72035S, 72038T and 2035T Gate Valves

| Part No. | Size |
|----------|-----------------|
| 4420-075 | 1/2" & 3/4" |
| 4420-076 | 1" |
| 4420-077 | 1 1/4" & 1 1/2" |
| 4424-209 | 2" |




2035H

Repair Handles

- For Gate Valves made in Taiwan

| Part No. | Size |
|----------|-----------------|
| 4420-009 | 3/4" |
| 4420-010 | 1" |
| 4420-011 | 1 1/4" & 1 1/2" |
| 4420-012 | 2" |
| 4420-013 | 2 1/2" |
| 4420-014 | 3" |
| 4420-015 | 4" |



2035HW

Gate Valve Handwheel

- For Gate Valves made in Indonesia

| Part No. | Size |
|----------|--------|
| 4424-164 | 3/4" |
| 4424-165 | 1" |
| 4424-166 | 1 1/2" |
| 4424-167 | 2" |
| 4424-168 | 2 1/2" |
| 4424-169 | 3" |
| 4424-170 | 4" |



**WITHOUT
YOU
THERE IS
NO US.**



No-Lead Check Valves & Strainer

Plumbing Catalog - December 2022





72050S

Swing Check Valve - No-Lead

- SWT x SWT, 200 WOG
- Solder Ends Conform to ANSI B16.18
- Metal to metal seat
- Directional
- NSF / ANSI 372 & NSF / ANSI 61

| Part No. | Size |
|----------|--------|
| 5421-104 | 1/2" |
| 5421-105 | 3/4" |
| 5421-106 | 1" |
| 5421-107 | 1 1/4" |
| 5421-108 | 1 1/2" |
| 5421-109 | 2" |



72050T

Swing Check Valve - No-Lead

- FNPT x FNPT, 200 WOG
- Threads Conform to ANSI B1.20.1
- Metal to metal seat
- Directional
- NSF / ANSI 372 & NSF / ANSI 61

| Part No. | Size |
|----------|--------|
| 5420-198 | 1/2" |
| 5420-199 | 3/4" |
| 5421-100 | 1" |
| 5421-101 | 1 1/4" |
| 5421-102 | 1 1/2" |
| 5421-103 | 2" |
| 5420-207 | 2 1/2" |
| 5420-208 | 3" |
| 5420-209 | 4" |



72051S

Bronze Y-Pattern Swing Check Valve - No-Lead

- SWT x SWT, 300 WOG, 125 WSP
- Solder Ends Conform to ANSI B16.18
- Directional
- NSF / ANSI 372 & NSF / ANSI 61

| Part No. | Size |
|----------|--------|
| 5421-254 | 1/2" |
| 5421-255 | 3/4" |
| 5421-256 | 1" |
| 5421-257 | 1 1/4" |
| 5421-258 | 1 1/2" |
| 5421-259 | 2" |



72051T

Bronze Y-Pattern Swing Check Valve - No-Lead

- FNPT x FNPT, 300 WOG, 125 WSP
- Threads Conform to ANSI B1.20.1
- Directional
- NSF / ANSI 372 & NSF / ANSI 61

| Part No. | Size |
|----------|--------|
| 5421-248 | 1/2" |
| 5421-249 | 3/4" |
| 5421-250 | 1" |
| 5421-251 | 1 1/4" |
| 5421-252 | 1 1/2" |
| 5421-253 | 2" |



72052S

Bronze Y-Strainer - No-Lead

- SWT x SWT, 300 WOG, 150 WSP
- Solder Ends Conform to ANSI B16.18
- 20 Mesh SS screen
- Closure plug included
- Directional
- NSF / ANSI 372 & NSF / ANSI 61

| Part No. | Size |
|----------|--------|
| 5421-266 | 1/2" |
| 5421-267 | 3/4" |
| 5421-268 | 1" |
| 5421-269 | 1 1/4" |
| 5421-270 | 1 1/2" |
| 5421-271 | 2" |



72052T

Bronze Y-Strainer - No-Lead

- FNPT x FNPT, 300 WOG, 150 WSP
- Threads Conform to ANSI B1.20.1
- 20 Mesh SS screen
- Closure plug included
- Directional
- NSF / ANSI 372 & NSF / ANSI 61

| Part No. | Size |
|----------|--------|
| 5421-260 | 1/2" |
| 5421-261 | 3/4" |
| 5421-262 | 1" |
| 5421-263 | 1 1/4" |
| 5421-264 | 1 1/2" |
| 5421-265 | 2" |



2053T

Iron Y-Strainer - No-Lead

- FNPT x FNPT, 500 WOG, 250 WSP
- Threads Conform to ANSI B1.20.1
- 20 Mesh SS screen
- Directional

| Part No. | Size |
|----------|--------|
| 4421-272 | 1/2" |
| 4421-273 | 3/4" |
| 4421-274 | 1" |
| 4421-275 | 1 1/4" |
| 4421-276 | 1 1/2" |
| 4421-277 | 2" |



72057T

Bronze Inline Check Valve - No-Lead

- FNPT x FNPT, 200 WOG
- Spring loaded check
- Directional
- NSF / ANSI 372

| Part No. | Size |
|----------|--------|
| 5421-358 | 1/2" |
| 5421-359 | 3/4" |
| 5421-360 | 1" |
| 5421-361 | 1 1/4" |
| 5421-362 | 1 1/2" |
| 5421-363 | 2" |
| 5421-364 | 3" |



72054S

Inline Check Valve - No-Lead

- SWT x SWT, 250 WOG, 150 CWP
- Spring loaded check
- Rubber seats for silent operation
- Directional

| Part No. | Size |
|----------|--------|
| 5421-043 | 1/2" |
| 5421-044 | 3/4" |
| 5421-045 | 1" |
| 5421-046 | 1 1/4" |
| 5421-047 | 1 1/2" |
| 5421-048 | 2" |



72115T

Anti-Sweat Valve - No-Lead

- MNPT, 125 WOG
- Used to mix hot and cold water supply to avoid condensation buildup on the water closet
- NSF / ANSI 372

| Part No. | Size |
|----------|------|
| 5421-348 | 1/2" |



72054T

Inline Check Valve - No-Lead

- FNPT x FNPT, 250 WOG, 150 CWP
- Spring loaded check
- Rubber seats for silent operation
- Directional

| Part No. | Size |
|----------|--------|
| 5421-050 | 1/2" |
| 5421-051 | 3/4" |
| 5421-052 | 1" |
| 5421-053 | 1 1/4" |
| 5421-054 | 1 1/2" |
| 5421-055 | 2" |



**WITHOUT
YOU
THERE IS
NO US.**



No-Lead Frostproof Sillcocks

Plumbing Catalog - December 2022



No-Lead Frostproof Sillcocks



72010

Frostproof Sillcock - Multi-Turn Operation - No-Lead

- MNPT or SWT x MGHT, 125 PSI
- Chrome Plated Body
- NSF / ANSI 372 & NSF / ANSI 61

| Part No. | Size |
|----------|------------|
| 5420-295 | 1/2" x 4" |
| 5420-192 | 1/2" x 6" |
| 5420-193 | 1/2" x 8" |
| 5420-194 | 1/2" x 10" |
| 5420-195 | 1/2" x 12" |



72011P

Frostproof Sillcock with Vacuum Breaker - Antisiphon Multi-Turn Operation - No-Lead

- Pex x MGHT, 125 PSI
- Chrome Plated Body
- Pex End Conforms to ASTM F1807
- NSF / ANSI 372 & NSF / ANSI 61

| Part No. | Size |
|----------|------------|
| 5420-290 | 1/2" x 4" |
| 5420-291 | 1/2" x 6" |
| 5420-292 | 1/2" x 8" |
| 5420-293 | 1/2" x 10" |
| 5420-294 | 1/2" x 12" |



72010P

Frostproof Sillcock - Multi-Turn Operation - No-Lead

- Pex x MGHT, 125 PSI
- Chrome Plated Body
- Pex End Conforms to ASTM F1807
- NSF / ANSI 372 & NSF / ANSI 61

| Part No. | Size |
|----------|------------|
| 5423-181 | 1/2" x 4" |
| 5423-182 | 1/2" x 6" |
| 5423-183 | 1/2" x 8" |
| 5423-184 | 1/2" x 10" |
| 5423-185 | 1/2" x 12" |



72011QT

Frostproof Sillcock with Vacuum Breaker - Quarter Turn Operation - No-Lead

- MNPT or SWT x MGHT, 125 PSI
- Chrome Plated Body
- NSF / ANSI 372

| Part No. | Size | Part No. | Size |
|----------|-----------|----------|------------|
| 5424-476 | 1/2" x 4" | 5424-479 | 1/2" x 10" |
| 5424-477 | 1/2" x 6" | 5424-480 | 1/2" x 12" |
| 5424-478 | 1/2" x 8" | 5424-481 | 1/2" x 14" |



72011

Frostproof Sillcock with Vacuum Breaker - Antisiphon Multi-Turn Operation - No-Lead

- MNPT or SWT x MGHT, 125 PSI
- Chrome Plated Body
- NSF / ANSI 372 & NSF / ANSI 61

| Part No. | Size |
|----------|------------|
| 5427-002 | 1/2" x 2" |
| 5420-023 | 1/2" x 4" |
| 5420-024 | 1/2" x 6" |
| 5420-025 | 1/2" x 8" |
| 5420-026 | 1/2" x 10" |
| 5420-027 | 1/2" x 12" |
| 5420-028 | 1/2" x 14" |



72011EXP

Frostproof Sillcock with Vacuum Breaker - Antisiphon Multi-Turn Operation - No-Lead

- Expansion Pex x MGHT, 125 PSI
- Chrome Plated Body
- NSF / ANSI 372
- Pex End Conforms to ASTM F1960

| Part No. | Size |
|----------|------------|
| 5423-363 | 1/2" x 4" |
| 5423-364 | 1/2" x 6" |
| 5423-248 | 1/2" x 8" |
| 5423-365 | 1/2" x 10" |
| 5423-366 | 1/2" x 12" |



72011EXPQT

Frostproof Sillcock with Vacuum Breaker - Quarter Turn Operation - No-Lead

- Expansion Pex x MGHT, 125 PSI
- Chrome Plated Body
- Pex End Conforms to ASTM F1960
- NSF / ANSI 372 & NSF / ANSI 61

| Part No. | Size |
|----------|------------|
| 5423-408 | 1/2" x 4" |
| 5423-410 | 1/2" x 8" |
| 5423-412 | 1/2" x 12" |



72011PQT

Frostproof Sillcock with Vacuum Breaker - Quarter Turn Operation - No-Lead

- Pex x MGHT, 125 PSI
- Chrome Plated Body
- Pex End Conforms to ASTM F1807
- NSF / ANSI 372 & NSF / ANSI 61

| Part No. | Size |
|----------|------------|
| 5424-482 | 1/2" x 4" |
| 5424-483 | 1/2" x 6" |
| 5424-484 | 1/2" x 8" |
| 5424-485 | 1/2" x 10" |
| 5424-486 | 1/2" x 12" |
| 5424-487 | 1/2" x 14" |



72011VBKT

Vacuum Breaker Repair Kit - No-Lead

- For 2011, 72011, or 72011QT

| Part No. |
|----------|
| 5423-187 |



72011QTC

Quarter Turn Cartridge - No-Lead

- Only fits no-lead quarter turn model 72011QT

| Part No. |
|----------|
| 5424-475 |



72011MS

Stem Repair Kit - No-Lead

| Part No. | Size |
|----------|------------|
| 5420-443 | 1/2" x 4" |
| 5420-444 | 1/2" x 6" |
| 5420-445 | 1/2" x 8" |
| 5420-446 | 1/2" x 10" |
| 5420-447 | 1/2" x 12" |
| 5420-448 | 1/2" x 14" |



72011QTMS

Frostproof Sillcock - Quarter Turn Repair Kit - No-Lead


| Part No. | Size |
|----------|------------|
| 5424-469 | 1/2" x 4" |
| 5424-470 | 1/2" x 6" |
| 5424-471 | 1/2" x 8" |
| 5424-472 | 1/2" x 10" |
| 5424-473 | 1/2" x 12" |
| 5424-474 | 1/2" x 14" |



2010H

Repair Handle for 2010 and 2011

| Part No. |
|----------|
| 4420-040 |



72011RK

Stem Seat Repair Kit - No-Lead

| Part No. |
|----------|
| 5419-007 |



2011R & 2011HTR

Sillcock Handle Repair Kit

- Includes Sillcock Handle, vacuum, breaker cap, and vacuum breaker

| Part No. |
|----------|
| 4424-127 |



2011HTR

Repair Handle

| Part No. |
|----------|
| 4424-013 |



**WITHOUT
YOU
THERE IS
NO US.**



No-Lead Supply Stops

Plumbing Catalog - December 2022



No-Lead Quarter Turn Supply Stops



72082C
Angle Quarter Turn Supply Stop - No-Lead
 - Comp x Comp
 - NSF / ANSI 61-8 & NSF / ANSI 372

| Part No. | Size |
|----------|-------------|
| 5421-235 | 5/8" x 3/8" |



72082SLK
Angle Quarter Turn Supply Stop Loose Key - No-Lead
 - SWT x Comp
 - NSF / ANSI 61-8 & NSF / ANSI 372

| Part No. | Size |
|----------|-------------|
| 5427-042 | 1/2" x 3/8" |



72082CLK
Angle Quarter Turn Supply Stop Loose Key - No-Lead
 - Comp x Comp
 - NSF / ANSI 61-8 & NSF / ANSI 372

| Part No. | Size |
|----------|-------------|
| 5427-041 | 5/8" x 3/8" |



72082P
Angle Quarter Turn Supply Stop - No-Lead
 - Pex x Comp
 - NSF / ANSI 61-8 & NSF / ANSI 372
 - Pex End Conforms to ASTM F1807

| Part No. | Size |
|----------|-------------|
| 5421-236 | 1/2" x 3/8" |



72082M
Angle Quarter Turn Supply Stop - No-Lead
 - FNPT x Slip Joint
 - NSF / ANSI 61-8 & NSF / ANSI 372

| Part No. | Size |
|----------|-------------|
| 5421-292 | 1/2" x 1/2" |



72082PF
Angle Quarter Turn Supply Stop No-Lead
 - CTS (Press Fit) x Comp
 - NSF / ANSI 61-8 & NSF / ANSI 372

| Part No. | Size |
|----------|-------------|
| 5427-207 | 1/2" x 3/8" |



72082M
Angle Quarter Turn Supply Stop - No-Lead
 - Comp x Slip Joint
 - NSF / ANSI 61-8 & NSF / ANSI 372

| Part No. | Size |
|----------|-------------|
| 5421-293 | 5/8" x 1/2" |



72082Q
Angle Quarter Turn Supply Stop No-Lead
 - CTS (Push-Fit) x Comp
 - NSF / ANSI 61-8 & NSF / ANSI 372

| Part No. | Size |
|----------|-------------|
| 5426-048 | 1/2" x 3/8" |



72082S
Angle Quarter Turn Supply Stop - No-Lead
 - SWT x Comp
 - NSF / ANSI 61-8 & NSF / ANSI 372

| Part No. | Size |
|----------|-------------|
| 5421-234 | 1/2" x 3/8" |



72082T

Angle Quarter Turn Supply Stop - No-Lead

- FNPT x Comp
- NSF / ANSI 61-8 & NSF / ANSI 372

| Part No. | Size |
|----------|-------------|
| 5421-233 | 1/2" x 3/8" |
| 5421-240 | 3/8" x 3/8" |



72082EXP

Angle Quarter Turn Supply Stop - No-Lead

- Expansion Pex x Comp
- NSF / ANSI 61-8 & NSF / ANSI 372
- Pex End Conforms to ASTM F1960

| Part No. | Size |
|----------|-------------|
| 5427-007 | 1/2" x 3/8" |



72082TLK

Angle Quarter Turn Supply Stop

Loose Key - No-Lead

- FNPT x Comp
- NSF / ANSI 61-8 & NSF / ANSI 372

| Part No. | Size |
|----------|-------------|
| 5427-044 | 1/2" x 3/8" |



72082EXPD

Quarter Turn Supply Stop

Dual Outlet - No-Lead

- Expansion Pex x Comp x Comp
- NSF / ANSI 61-8 & NSF / ANSI 372
- Pex End Conforms to ASTM F1960

| Part No. | Size |
|----------|--------------------|
| 5427-008 | 1/2" x 3/8" x 3/8" |



72082V

Angle Quarter Turn Supply Stop - No-Lead

- CPVC x Comp
- NSF / ANSI 61-8 & NSF / ANSI 372

| Part No. | Size |
|----------|-------------|
| 5421-281 | 1/2" x 3/8" |



72082S5

Angle Quarter Turn Supply Stop

with 5" Extension - No-Lead

- SWT x Comp

| Part No. | Size |
|----------|-------------|
| 5421-300 | 1/2" x 3/8" |

No-Lead Quarter Turn Supply Stops



72080C Straight Quarter Turn Supply Stop No-Lead

- Comp x Comp
- NSF / ANSI 61-8 & NSF / ANSI 372

| Part No. | Size |
|----------|-------------|
| 5421-231 | 5/8" x 3/8" |



72080PFI Straight Quarter Turn Supply Stop No-Lead

- Pex x Comp

| Part No. | Size |
|----------|-------------|
| 5427-208 | 1/2" x 1/4" |



72080M Straight Quarter Turn Supply Stop No-Lead

- FNPT x Slip Joint
- NSF / ANSI 61-8 & NSF / ANSI 372

| Part No. | Size |
|----------|-------------|
| 5421-290 | 1/2" x 1/2" |



72080PP Straight Quarter Turn Supply Stop No-Lead

- Pex x Pex
- NSF / ANSI 61-8 & NSF / ANSI 372
- Pex End Conforms to ASTM F1807

| Part No. | Size |
|----------|-------------|
| 5421-241 | 1/2" x 1/2" |



72080M Straight Quarter Turn Supply Stop - No-Lead

- Comp x Slip Joint
- NSF / ANSI 61-8 & NSF / ANSI 372

| Part No. | Size |
|----------|-------------|
| 5421-291 | 5/8" x 1/2" |



72080Q Straight Quarter Turn Supply Stop No-Lead

- CTS (Push-Fit) x Comp
- NSF / ANSI 61-8 & NSF / ANSI 372

| Part No. | Size |
|----------|-------------|
| 5426-047 | 1/2" x 3/8" |



72080P Straight Quarter Turn Supply Stop -No-Lead

- Pex x Comp
- NSF / ANSI 61-8 & NSF / ANSI 372
- Pex End Conforms to ASTM F1807

| Part No. | Size |
|----------|-------------|
| 5421-232 | 1/2" x 3/8" |



72080S Straight Quarter Turn Supply Stop - No-Lead

- SWT x Comp
- NSF / ANSI 61-8 & NSF / ANSI 372

| Part No. | Size |
|----------|-------------|
| 5421-230 | 1/2" x 3/8" |



72080PF Straight Quarter Turn Supply Stop No-Lead

- CTS (Press Fit) x Comp

| Part No. | Size |
|----------|-------------|
| 5427-209 | 1/2" x 3/8" |



72080T Straight Quarter Turn Supply Stop -No-Lead

- FNPT x Comp
- NSF / ANSI 61-8 & NSF / ANSI 372

| Part No. | Size |
|----------|-------------|
| 5421-229 | 1/2" x 3/8" |
| 5421-239 | 3/8" x 3/8" |



72080TLK
Straight Quarter Turn Supply Stop
Loose Key - No-Lead
 - FNPT x Comp
 - NSF / ANSI 61-8 & NSF / ANSI 372

| Part No. | Size |
|----------|-------------|
| 5427-048 | 1/2" x 3/8" |



72080EXP
Straight Quarter Turn Supply Stop
No-Lead
 - Expansion Pex x Comp
 - NSF / ANSI 61-8 & NSF / ANSI 372
 - Pex End Conforms to ASTM F1960

| Part No. | Size |
|----------|-------------|
| 5427-005 | 1/2" x 3/8" |



72080V
Straight Quarter Turn Supply Stop - No-Lead
 - CPVC x Comp
 - NSF / ANSI 61-8 & NSF / ANSI 372

| Part No. | Size |
|----------|-------------|
| 5421-280 | 1/2" x 3/8" |



72080EXPP
Straight Quarter Turn Supply Stop
No-Lead
 - Expansion Pex x Expansion Pex
 - NSF / ANSI 61-8 & NSF / ANSI 372
 - Pex End Conforms to ASTM F1960

| Part No. | Size |
|----------|-------------|
| 5423-424 | 1/2" x 1/2" |



72080S5
Straight Quarter Turn Supply Stop
with 5" Extension - No-Lead
 - SWT x Comp
 - NSF / ANSI 61-8 & NSF / ANSI 372

| Part No. | Size |
|----------|-------------|
| 5421-299 | 1/2" x 3/8" |



72081REPL
Transition Supply Stop - No-Lead
 - Female Swivel x Comp
 - NSF / ANSI 61-8 & NSF / ANSI 372
 - Attaches to 3/8" outlet of any supply stop. Add this valve instead of replacing a stop that will not positively shutoff.

| Part No. | Size |
|----------|-------------|
| 5421-393 | 3/8" x 3/8" |



72080K
Replacement Key Only - No-Lead
 - 2" Key Length


| Part No. | Size |
|----------|------|
| 5427-049 | 2" |

No-Lead Dual Outlet, Dual Handle Supply Stops



72080DD
 Straight Supply Stop
 Dual Outlet, Dual Handle - Chrome
 No-Lead
 - Comp x Comp x Comp

| Part No. | Size |
|----------|--------------------|
| 5427-122 | 5/8" x 3/8" x 3/8" |
| 5427-124 | 5/8" x 3/8" x 1/4" |



72080PDDB
 Straight Supply Stop
 Dual Outlet, Dual Handle - Brass
 No-Lead
 - Pex x Comp x Comp
 - Pex End Conforms to ASTM F1807

| Part No. | Size |
|----------|--------------------|
| 5423-417 | 1/2" x 3/8" x 3/8" |
| 5423-418 | 1/2" x 3/8" x 1/4" |



72080DDB
 Straight Supply Stop
 Dual Outlet, Dual Handle - Brass
 No-Lead
 - Comp x Comp x Comp

| Part No. | Size |
|----------|--------------------|
| 5427-121 | 5/8" x 3/8" x 3/8" |
| 5427-123 | 5/8" x 3/8" x 1/4" |



72080EXPDD
 Straight Supply Stop
 Dual Outlet, Dual Handle - Chrome
 No-Lead
 - Expansion Pex x Comp x Comp
 - Pex End Conforms to ASTM F1960

| Part No. | Size |
|----------|--------------------|
| 5427-133 | 1/2" x 3/8" x 3/8" |
| 5427-134 | 1/2" x 3/8" x 1/4" |



72080PDD
 Straight Supply Stop
 Dual Outlet, Dual Handle - Chrome
 No-Lead
 - Pex x Comp x Comp
 - Pex End Conforms to ASTM F1807

| Part No. | Size |
|----------|--------------------|
| 5427-129 | 1/2" x 3/8" x 3/8" |
| 5427-130 | 1/2" x 3/8" x 1/4" |



72082DD
Angle Supply Stop
Dual Outlet, Dual Handle - Chrome
No-Lead
 - Comp x Comp x Comp

| Part No. | Size |
|----------|--------------------|
| 5427-118 | 5/8" x 3/8" x 3/8" |
| 5427-120 | 5/8" x 3/8" x 1/4" |



72082PDD
Angle Supply Stop
Dual Outlet, Dual Handle - Chrome
No-Lead
 - Pex x Comp x Comp
 - Pex End Conforms to ASTM F1807

| Part No. | Size |
|----------|--------------------|
| 5427-131 | 1/2" x 3/8" x 3/8" |
| 5427-132 | 1/2" x 3/8" x 1/4" |



72082DDB
Angle Supply Stop
Dual Outlet, Dual Handle - Brass
No-Lead
 - Comp x Comp x Comp

| Part No. | Size |
|----------|--------------------|
| 5427-117 | 5/8" x 3/8" x 3/8" |
| 5427-119 | 5/8" x 3/8" x 1/4" |



72082PDB
Angle Supply Stop
Dual Outlet, Dual Handle - Brass - No-Lead
 - Pex x Comp x Comp
 - Pex End Conforms to ASTM F1807

| Part No. | Size |
|----------|--------------------|
| 5423-413 | 1/2" x 3/8" x 3/8" |
| 5423-414 | 1/2" x 3/8" x 1/4" |



72082EXPDD
Angle Supply Stop
Dual Outlet, Dual Handle - Chrome
No-Lead
 - Expansion Pex x Comp x Comp
 - Pex End Conforms to ASTM F1960

| Part No. | Size |
|----------|--------------------|
| 5427-135 | 1/2" x 3/8" x 3/8" |
| 5427-136 | 1/2" x 3/8" x 1/4" |

No-Lead Quarter Turn Supply Stops



72083D
Quarter Turn Supply Stop
Dual Outlet - No-Lead
 - FNPT x Comp x Comp
 - NSF / ANSI 61-8 & NSF / ANSI 372

| Part No. | Size |
|----------|--------------------|
| 5421-284 | 1/2" x 3/8" x 1/4" |
| 5421-285 | 1/2" x 3/8" x 3/8" |



72080QI
Straight Quarter Turn Supply Stop
Icemaker - No-Lead
 - CTS (Push-Fit) x Comp
 - NSF / ANSI 61-8 & NSF / ANSI 372

| Part No. | Size |
|----------|-------------|
| 5426-153 | 1/2" x 1/4" |



72084D
Quarter Turn Supply Stop
Dual Outlet - No-Lead
 - Comp x Comp x Comp
 - NSF / ANSI 61-8 & NSF / ANSI 372

| Part No. | Size |
|----------|--------------------|
| 5421-286 | 5/8" x 3/8" x 1/4" |
| 5421-287 | 5/8" x 3/8" x 3/8" |



72082I
Angle Quarter Turn Supply Stop
Icemaker - No-Lead
 - FNPT x Comp
 - NSF / ANSI 61-8 & NSF / ANSI 372

| Part No. | Size |
|----------|-------------|
| 5421-282 | 1/2" x 1/4" |



72084QD
Quarter Turn Supply Stop
Dual Outlet - No-Lead
 - CTS (Push-Fit) x CTS (Push-Fit) x Comp

| Part No. | Size |
|----------|--------------------|
| 5426-193 | 1/2" x 1/2" x 1/4" |



72082CI
Angle Quarter Turn Supply Stop
Icemaker - No-Lead
 - Comp x Comp
 - NSF / ANSI 61-8 & NSF / ANSI 372

| Part No. | Size |
|----------|-------------|
| 5421-283 | 5/8" x 1/4" |



72080EXPI
Straight Quarter Turn Supply Stop
Icemaker - No-Lead
 - Expansion Pex x Comp
 - NSF / ANSI 61-8 & NSF / ANSI 372
 - Pex End Conforms to ASTM F1960

| Part No. | Size |
|----------|-------------|
| 5427-006 | 1/2" x 1/4" |



72082PFI
Angle Quarter Turn Supply Stop
Icemaker - No-Lead
 - CTS (Press Fit) x Comp
 - NSF / ANSI 61-8 & NSF / ANSI 372

| Part No. | Size |
|----------|-------------|
| 5427-206 | 1/2" x 1/4" |



72080PFI
Straight Quarter Turn Supply Stop
No-Lead
 - CTS (Press Fit) x Comp

| Part No. | Size |
|----------|-------------|
| 5427-208 | 1/2" x 1/4" |



72082PI
Angle Quarter Turn Supply Stop
Icemaker - No-Lead
 - Pex x Comp
 - NSF / ANSI 61-8 & NSF / ANSI 372
 - Pex End Conforms to ASTM F1807

| Part No. | Size |
|----------|-------------|
| 5421-295 | 1/2" x 1/4" |



72080PI
Straight Quarter Turn Supply Stop
Icemaker - No-Lead
 - Pex x Comp
 - NSF / ANSI 61-8 & NSF / ANSI 372
 - Pex End Conforms to ASTM F1807

| Part No. | Size |
|----------|-------------|
| 5424-467 | 1/2" x 1/4" |



72082QI
Angle Quarter Turn Supply Stop
Icemaker - No-Lead
 - CTS (Push-Fit) x Comp
 - NSF / ANSI 61-8 & NSF / ANSI 372

| Part No. | Size |
|----------|-------------|
| 5426-086 | 1/2" x 1/4" |

No-Lead Quarter Turn Washing Machine Supply Stops



72082SI

Angle Quarter Turn Supply Stop Icemaker - No-Lead

- SWT x Comp
- NSF / ANSI 61-8 & NSF / ANSI 372

| Part No. | Size |
|----------|-------------|
| 5421-296 | 1/2" x 1/4" |



72082VI

Angle Quarter Turn Supply Stop Icemaker - No-Lead

- CPVC x Comp
- NSF / ANSI 61-8 & NSF / ANSI 372

| Part No. | Size |
|----------|-------------|
| 5421-294 | 1/2" x 1/4" |



72082EXPI

Angle Quarter Turn Supply Stop Icemaker - No-Lead

- Expansion Pex x Comp
- NSF / ANSI 61-8 & NSF / ANSI 372
- Pex End Conforms to ASTM F1960

| Part No. | Size |
|----------|-------------|
| 5427-010 | 1/2" x 1/4" |



72082W

Washing Machine Valves - No-Lead

- FNPT x MGHT
- Must be ordered in quantities of two (one red and one blue)
- NSF / ANSI 61-8 & NSF / ANSI 372



| Part No. | Size |
|----------|-------------|
| 5421-312 | 1/2" x 3/4" |



72082W

Washing Machine Valves - No-Lead

- Comp x MGHT
- Must be ordered in quantities of two (one red and one blue)
- NSF / ANSI 61-8 & NSF / ANSI 372



| Part No. | Size |
|----------|-------------|
| 5421-313 | 5/8" x 3/4" |



72082WP

Quarter Turn Washing Machine Valves - No-Lead

- MNPT or Pex x MGHT
- Must be ordered in quantities of two (one red and one blue)
- NSF / ANSI 61-8 & NSF / ANSI 372
- Pex End Conforms to ASTM F1807

| Part No. | Size |
|----------|-------------|
| 5421-390 | 1/2" x 3/4" |



72082WS

Quarter Turn Washing Machine Valves - No-Lead

- MNPT or SWT x MGHT
- Must be ordered in quantities of two (one red and one blue)
- NSF / ANSI 61-8 & NSF / ANSI 372

| Part No. | Size |
|----------|-------------|
| 5421-391 | 1/2" x 3/4" |



72082WSLR

Quarter Turn Long Washing Machine Valves with Red Handle - No-Lead

- MNPT or SWT x MGHT
- Plastic nut included
- NSF 61-8 & NSF 372

| Part No. | Size |
|----------|-------------|
| 5427-055 | 1/2" x 1/2" |



72082WSLB

Quarter Turn Long Washing Machine Valves with Blue Handle - No-Lead

- MNPT or SWT x MGHT
- Plastic nut included
- NSF 61-8 & NSF 372

| Part No. | Size |
|----------|-------------|
| 5427-056 | 1/2" x 1/2" |

No-Lead Stainless-Steel Supply Hoses



2107FCF

Stainless-Steel Faucet Hose - No-Lead

- Comp x FNPT
- NSF / ANSI 61 & NSF / ANSI 372
- ASME A112.18.6-2009 / CSA B125.6-09 (R2014)

| Part No. | Size |
|----------|-------------------|
| 4426-122 | 3/8" x 1/2" x 12" |
| 4426-123 | 3/8" x 1/2" x 16" |
| 4426-124 | 3/8" x 1/2" x 20" |
| 4426-125 | 3/8" x 1/2" x 30" |
| 4426-130 | 1/2" x 1/2" x 20" |



2107TB

Stainless-Steel Toilet Hose - No-Lead

- Comp x Ballcock - Brass Nut
- NSF / ANSI 61 & NSF / ANSI 372
- ASME A112.18.6-2009 / CSA B125.6-09 (R2014)

| Part No. | Size |
|----------|-------------------|
| 4426-136 | 3/8" x 7/8" x 9" |
| 4426-137 | 3/8" x 7/8" x 12" |
| 4426-149 | 3/8" x 7/8" x 16" |
| 4426-138 | 3/8" x 7/8" x 20" |



2107FFF

Stainless-Steel Faucet Hose - No-Lead

- FNPT x FNPT
- NSF / ANSI 61 & NSF / ANSI 372
- ASME A112.18.6-2009 / CSA B125.6-09 (R2014)

| Part No. | Size |
|----------|-------------------|
| 4426-127 | 1/2" x 1/2" x 12" |
| 4426-128 | 1/2" x 1/2" x 20" |



2107DW

Stainless-Steel Dishwasher Hose - No-Lead

- Comp x Comp
- NSF / ANSI 61 & NSF / ANSI 372
- ASME A112.18.6-2009 / CSA B125.6-09 (R2014)

| Part No. | Size |
|----------|-------------------|
| 4426-139 | 3/8" x 3/8" x 48" |
| 4426-140 | 3/8" x 3/8" x 60" |
| 4426-141 | 3/8" x 3/8" x 72" |



2107FCC

Stainless-Steel Faucet Hose - No-Lead

- Comp x Comp
- NSF / ANSI 61 & NSF / ANSI 372
- ASME A112.18.6-2009 / CSA B125.6-09 (R2014)

| Part No. | Size |
|----------|-------------------|
| 4426-131 | 3/8" x 3/8" x 12" |
| 4426-132 | 3/8" x 3/8" x 20" |



2107WM

Stainless-Steel Washing Machine Hose - No-Lead

- FGHT x FGHT
- NSF / ANSI 61 & NSF / ANSI 372
- ASME A112.18.6-2009 / CSA B125.6-09 (R2014)

| Part No. | Size |
|----------|-------------------|
| 4426-142 | 3/4" x 3/4" x 48" |
| 4426-144 | 3/4" x 3/4" x 72" |



2107TP

Stainless-Steel Toilet Hose - No-Lead

- Comp x Ballcock - Plastic Nut
- NSF / ANSI 61 & NSF / ANSI 372
- ASME A112.18.6-2009 / CSA B125.6-09 (R2014)

| Part No. | Size |
|----------|-------------------|
| 4426-133 | 3/8" x 7/8" x 9" |
| 4426-134 | 3/8" x 7/8" x 12" |
| 4426-148 | 3/8" x 7/8" x 16" |
| 4426-135 | 3/8" x 7/8" x 20" |



2107IM

Stainless-Steel Icemaker Hose - No-Lead

- Comp x Comp
- NSF / ANSI 61 & NSF / ANSI 372
- ASME A112.18.6-2009 / CSA B125.6-09 (R2014)

| Part No. | Size |
|----------|-------------------|
| 4426-145 | 1/4" x 1/4" x 60" |
| 4426-146 | 1/4" x 1/4" x 72" |
| 4426-147 | 1/4" x 1/4" x 84" |



2107DWK

Stainless-Steel Dishwasher Hose - No-Lead

- Comp x Comp with Elbow
- NSF / ANSI 61 & NSF / ANSI 372
- ASME A112.18.6-2009 / CSA B125.6-09 (R2014)

Kit Includes:

- 1 - 3/8" x 3/8" Supply Hose
- 1 - 3/8" Comp x 3/8" MNPT Dishwasher Elbow
- 1 - 3/8" Comp x 3/4" FGHT Dishwasher Swivel Elbow

| Part No. | Size |
|----------|-------------------|
| 4426-150 | 3/8" x 3/8" x 48" |
| 4426-151 | 3/8" x 3/8" x 60" |
| 4426-152 | 3/8" x 3/8" x 72" |



2106

Stainless-Steel Water Heater Connector - No-Lead

- CTS (Push-Fit) x FNPT

| Part No. | Size |
|----------|------------------|
| 4426-050 | 3/4" x 3/4" x 15 |
| 4426-051 | 3/4" x 3/4" x 18 |
| 4426-076 | 1/2" x 3/4" x 15 |
| 4426-077 | 1/2" x 3/4" x 18 |
| 4426-078 | 1/2" x 3/4" x 24 |



2106BV

Stainless-Steel Water Heater Connector with Ball Valve - No-Lead

- CTS (Push-Fit) x FNPT

| Part No. | Size |
|----------|------------------|
| 4426-082 | 3/4" x 3/4" x 18 |



**WITHOUT
YOU
THERE IS
NO US.**



No-Lead Specialty Valves & Fittings

Plumbing Catalog - December 2022



No-Lead Specialty Valves & Fittings



72101

Drop Ear Elbow - No-Lead

- FNPT x SWT
- Three Ear design
- NSF / ANSI 61-8 & NSF / ANSI 372

| Part No. | Size |
|----------|------|
| 5421-041 | 1/2" |



72102

Bronze Drop Ear Elbow - No-Lead

- FNPT x SWT
- Two Ear design
- NSF / ANSI 372

| Part No. | Size |
|----------|------|
| 5424-034 | 1/2" |
| 5424-390 | 3/4" |



72101P

Drop Ear Elbow - No-Lead

- FNPT x Pex
- Three Ear design
- NSF / ANSI 61-8 & NSF / ANSI 372
- Pex End Conforms to ASTM F1807

| Part No. | Size |
|----------|-------------|
| 5421-298 | 1/2" |
| 5424-208 | 1/2" x 3/8" |
| 5423-083 | 3/4" |



72101BBTC

Baseboard Tee with Vent Cap - No-Lead

- SWT x MNPT x SWT
- NSF / ANSI 372

| Part No. | Size |
|----------|--------------------|
| 5424-393 | 3/4" x 3/8" x 3/4" |
| 5427-194 | 1" x 3/8" x 1" |



72101EXP

Drop Ear Elbow - No-Lead

- FNPT x Expansion Pex
- Three Ear design
- NSF / ANSI 61-8 & NSF / ANSI 372
- Pex End Conforms to ASTM F1960

| Part No. | Size |
|----------|------|
| 5423-246 | 1/2" |
| 5423-300 | 3/4" |



72101V

Drop Ear Elbow - No-Lead

- FNPT x CPVC
- Three Ear design
- NSF / ANSI 61-8 & NSF / ANSI 372

| Part No. | Size |
|----------|------|
| 5422-464 | 1/2" |



72101S

Drop Ear Elbow - No-Lead

- SWT x SWT
- Two Ear design
- NSF / ANSI 372

| Part No. | Size |
|----------|------|
| 5424-399 | 1/2" |



72330PDE

Drop Ear Elbow Tee - No-Lead

- Pex x Pex x FNPT
- Two Ear design
- Pex Ends Conform to ASTM F1807

| Part No. | Size |
|----------|------|
| 5423-400 | 1/2" |
| 5423-401 | 3/4" |



72101Q

Drop Ear Elbow - No-Lead

- FNPT x CTS (Push-Fit)
- Three Ear Design
- NSF / ANSI 61 & NSF / ANSI 372

| Part No. | Size |
|----------|------|
| 5426-011 | 1/2" |



72131T

Tee - No-Lead

- SWT x SWT x FNPT
- NSF / ANSI 372

| Part No. | Size | Part No. | Size |
|----------|-------------|----------|-----------|
| 5424-394 | 1/2" | 5424-397 | 1" x 1/2" |
| 5424-396 | 3/4" | 5424-398 | 1" x 3/4" |
| 5424-395 | 3/4" x 1/2" | | |



72330EXPDE

Drop Ear Elbow Tee - No-Lead

- Expansion Pex x Expansion Pex x FNPT
- Two Ear Design
- Pex Ends Conform to ASTM F1960

| Part No. | Size |
|----------|------|
| 5423-402 | 1/2" |
| 5423-403 | 3/4" |



71990F
Drop Ear Elbow - No-Lead
 - FNPT x CTS (Press Fit)



| Part No. | Size |
|----------|------|
| 5419-139 | 1/2" |
| 5419-140 | 3/4" |



72016DW
Dishwasher Elbow - No-Lead
 - Comp x FGHT Swivel

| Part No. | Size |
|----------|-------------|
| 5424-490 | 3/8" x 3/4" |



72111VF
Transition Fitting - No-Lead
 - FNPT x CPVC
 - Conforms to ASTM D2846
 - NSF / ANSI 61-8 & NSF / ANSI 372

| Part No. | Size |
|----------|--------|
| 5422-460 | 1/2" |
| 5422-461 | 3/4" |
| 5422-463 | 1" |
| 5422-468 | 1 1/2" |
| 5422-469 | 1 1/4" |
| 5422-470 | 2" |



72113T
Washing Machine Valve - No-Lead
 - MNPT x MGHT, 150 PSI
 - Used to manually control hot and cold water flow and pressure to flexible hoses feeding washing machines.
 - NSF / ANSI 372

| Part No. | Size |
|----------|------|
| 5421-056 | 1/2" |



72111VM
Transition Fitting - No-Lead
 - MNPT x CPVC
 - Conforms to ASTM D2846
 - NSF / ANSI 61-8 & NSF / ANSI 372

| Part No. | Size |
|----------|--------|
| 5422-458 | 1/2" |
| 5422-459 | 3/4" |
| 5422-462 | 1" |
| 5422-465 | 1 1/4" |
| 5422-466 | 1 1/2" |
| 5422-467 | 2" |



72113S
Washing Machine Valve - No-Lead
 - SWT x MGHT, 150 PSI
 - Used to manually control hot and cold water flow and pressure to flexible hoses feeding washing machines
 - NSF / ANSI 372

| Part No. | Size |
|----------|------|
| 5421-057 | 1/2" |



72048
Pressure Relief Valve - No-Lead
 - MNPT x FNPT, 100 PSI
 - Non-adjustable

| Part No. | Size |
|----------|-------------|
| 5424-355 | 1/2" |
| 5424-356 | 3/4" x 1/2" |



72049
Pressure Relief Valve - No-Lead
 - MNPT x FNPT, 75 PSI
 - Non-adjustable

| Part No. | Size |
|----------|-------------|
| 5421-325 | 1/2" |
| 5421-326 | 3/4" x 1/2" |



72110

Dielectric Union - No-Lead

- FNPT Union x SWT, 200 PSI at 180°F
- For use whenever dissimilar metals are used in a piping system to prevent deterioration from corrosion due to stray currents
- For repair gaskets order 2110R

| Part No. | Size |
|----------|-------------|
| 5421-031 | 1/2" |
| 5421-032 | 3/4" |
| 5421-037 | 3/4" x 1/2" |
| 5421-033 | 1" |
| 5421-034 | 1 1/4" |
| 5421-035 | 1 1/2" |
| 5421-036 | 2" |



72110FF

Dielectric Union - No-Lead

- Steel FNPT x Steel FNPT, 200 PSI at 180°F
- For use whenever dissimilar metals are used in a piping system to prevent deterioration from corrosion due to stray currents
- For repair gaskets order 2110R

| Part No. | Size |
|----------|------|
| 5427-141 | 1/2" |
| 5427-142 | 3/4" |
| 5427-143 | 1" |



72110FFB

Dielectric Union - No-Lead

- Steel FNPT x Brass FNPT, 200 PSI at 180°F
- For use whenever dissimilar metals are used in a piping system to prevent deterioration from corrosion due to stray currents
- For repair gaskets order 2110R

| Part No. | Size |
|----------|------|
| 5427-144 | 1/2" |
| 5427-145 | 3/4" |
| 5427-146 | 1" |



72112

Dielectric Union - No-Lead

- MNPT Union x SWT, 200 PSI at 180°F
- For use whenever dissimilar metals are used in a piping system to prevent deterioration from corrosion due to stray currents
- For repair gaskets order 2110R

| Part No. | Size |
|----------|-------------|
| 5421-038 | 1/2" |
| 5421-039 | 3/4" |
| 5421-040 | 3/4" x 1/2" |



2110R

Dielectric Union Gaskets - No-Lead

| Part No. | Size |
|----------|--------|
| 4420-373 | 1/2" |
| 4420-374 | 3/4" |
| 4420-375 | 1" |
| 4420-376 | 1 1/4" |
| 4420-377 | 1 1/2" |
| 4420-378 | 2" |



71910F

Dielectric Union - No-Lead

- FNPT x CTS (Press Fit)
- For use whenever dissimilar metals are used in a piping system to prevent deterioration from corrosion due to stray currents
- NSF 61 Annex G

| Part No. | Size |
|----------|--------|
| 5419-394 | 1/2" |
| 5419-395 | 3/4" |
| 5419-396 | 1" |
| 5419-397 | 1 1/4" |
| 5419-398 | 1 1/2" |
| 5419-399 | 2" |



72114

Brass Union - No-Lead

- SWT x SWT, 200 PSI at 180°F

| Part No. | Size |
|----------|--------|
| 5427-011 | 1/2" |
| 5427-012 | 3/4" |
| 5427-013 | 1" |
| 5427-096 | 1 1/4" |
| 5427-097 | 1 1/2" |
| 5427-098 | 2" |




72114SF

Brass Union - No-Lead

- SWT x FNPT, 200 PSI at 180°F

| Part No. | Size |
|----------|------|
| 5427-100 | 3/4" |



74620Z

Bronze Meter Coupling with Wire Hole and Gaskets - No-Lead

- Meter Swivel x MNPT
- Priced as each, order in multiples of two
- Package includes two nuts, two tail pieces and two rubber gaskets in plastic bag
- NSF / ANSI / CAN 61-2020
- NSF / ANSI / CAN 372-2020
- Conforms to AWWA Standard

| Part No. | Size |
|----------|-------------------------|
| 5030-006 | 5/8" x 1/2" x 2.31" |
| 5030-005 | 3/4" x 3/4" x 2.50" |
| 5030-017 | 3/4" x 3/4" x 8.50" |
| 5030-004 | 1" x 1" x 2.64" |
| 5030-010 | 1 1/4" x 1 1/4" x 2.87" |
| 5030-007 | 1 1/2" x 1 1/2" x 2.89" |
| 5030-008 | 2" x 2" x 2.99" |



74620ZP

Bronze Meter Coupling with Wire Hole and Gasket - No-Lead

- PEX x Meter

| Part No. | Size |
|----------|------|
| 5030-009 | 3/4" |



609FKIT

Ductile Iron Meter Flange Kit - No-Lead

- SWT x FNPT, 200 PSI at 180°F

| Part No. | Size |
|----------|--------|
| 4031-001 | 1 1/2" |
| 4031-002 | 2" |



72073


Bronze Compression Coupling - No-Lead

- 125 WOG
- Rubber Gaskets
- Used for repair applications on galvanized or copper tubing

| Part No. | IPS/CTS |
|----------|-----------------|
| 5420-410 | 3/8" / 1/2" |
| 5420-411 | 1/2" / 3/4" |
| 5420-412 | 3/4" / 1" |
| 5420-413 | 1" / 1 1/4" |
| 5420-414 | 1 1/4" / 1 1/2" |
| 5420-415 | 1 1/2" IPS |
| 5424-358 | 2" IPS |
| 5424-359 | 2" CTS (72073C) |



**WITHOUT
YOU
THERE IS
NO US.**



No-Lead Pressure Reducing Valves

Plumbing Catalog - December 2022



Pressure Reducing Valves

These compact valves are designed to protect a water supply system and its components by reducing water pressure to a reasonable and safe level. With their versatility of installation and many design features, the A.Y. McDonald Water Pressure Reducing Valves can be used in numerous water system applications.

Features:

- Factory preset at 50 PSI outlet pressure
- Installed vertically or horizontally
- Integral Strainer
- Maximum Service Temperature - 180°F
- Adjustable outlet pressure range: 25 to 75 PSI
- Equipped with a Thermal Expansion Bypass
- Cold Working Pressure (CWP) - 300 PSI

No-Lead Pressure Reducing Valves



72600M

Pressure Reducing Valve - No-Lead

- MMTR x MMTR with Brass Cap
- Lay Length: 7.50"
- Threads Conform to ANSI B1.20.1
- Compliant to ASSE 1003-2020
- ANSI / NSF 372, ANSI / NSF 61-G

| Part No. | Size |
|----------|--------------|
| 5427-199 | 3/4" x 7.50" |
| 5427-201 | 1" x 7.50" |



72602T

Pressure Reducing Valve - No-Lead

- FNPT Union x FNPT Union with Brass Cap
- Threads Conform to ANSI B1.20.1
- Compliant to ASSE 1003-2020
- ANSI / NSF 372, ANSI / NSF 61-G
- CSA Standard B356 through IAPMO cUPC

| Part No. | Size |
|----------|--------|
| 5424-047 | 3/4" |
| 5424-048 | 1" |
| 5427-035 | 1 1/4" |
| 5427-036 | 1 1/2" |
| 5427-037 | 2" |



72600T

Pressure Reducing Valve - No-Lead

- FNPT x FNPT Union with Brass Cap
- Threads Conform to ANSI B1.20.1
- Compliant to ASSE 1003-2020
- ANSI / NSF 372, ANSI / NSF 61-G

| Part No. | Size |
|----------|------|
| 5424-040 | 1/2" |
| 5424-041 | 3/4" |
| 5424-042 | 1" |



72602P

Pressure Reducing Valve - No-Lead

- Pex Union x Pex Union with Brass Cap
- Threads Conform to ANSI B1.20.1
- Compliant to ASSE 1003-2020
- ANSI / NSF 372, ANSI / NSF 61-G
- CSA Standard B356 through IAPMO cUPC
- Pex Ends Conform to ASTM F1807

| Part No. | Size |
|----------|------|
| 5424-126 | 1" |



72601T

Pressure Reducing Valve - No-Lead

- FNPT x FNPT Union with Brass Cap
- Threads Conform to ANSI B1.20.1
- Compliant to ASSE 1003-2020
- ANSI / NSF 372, ANSI / NSF 61-G
- CSA Standard B356 through IAPMO cUPC

| Part No. | Size |
|----------|------|
| 5424-043 | 1/2" |
| 5424-044 | 3/4" |
| 5424-045 | 1" |



72602PF

Pressure Reducing Valve - No-Lead

- Press Fit Union x Press Fit Union with Brass Cap
- Threads Conform to ANSI B1.20.1
- Compliant to ASSE 1003-2020
- ANSI / NSF 372, ANSI / NSF 61-G

| Part No. | Size |
|----------|------|
| 5427-204 | 3/4" |
| 5427-205 | 1" |



72602EXPC

Pressure Reducing Valve - No-Lead

- Expansion Pex Union x Expansion Pex Union with PVC Cap
- Threads Conform to ANSI B1.20.1
- Compliant to ASSE 1003-2020
- ANSI / NSF 372, ANSI / NSF 61-G
- CSA Standard B356 through IAPMO cUPC
- Pex Ends Conform to ASTM F1960

| Part No. | Size |
|----------|------|
| 5427-058 | 3/4" |
| 5423-369 | 1" |



72602CPVC

Pressure Reducing Valve - No-Lead

- CPVC Union x CPVC Union with with Brass Cap
- Compliant to ASSE 1003-2020
- ANSI / NSF 372, ANSI / NSF 61-G

| Part No. | Size |
|----------|------|
| 5423-370 | 3/4" |
| 5423-371 | 1" |



72602PFPC

Pressure Reducing Valve - No-Lead

- Press Fit Union x Press Fit Union with PVC Cap
- Threads Conform to ANSI B1.20.1
- Compliant to ASSE 1003-2020
- ANSI / NSF 372, ANSI / NSF 61-G

| Part No. | Size |
|----------|------|
| 5427-202 | 3/4" |
| 5427-203 | 1" |



72601TPC

Pressure Reducing Valve - No-Lead

- FNPT x FNPT Union with PVC Cap
- Threads Conform to ANSI B1.20.1
- Compliant to ASSE 1003-2020
- ANSI / NSF 372, ANSI / NSF 61-G
- CSA Standard B356 through IAPMO cUPC

| Part No. | Size |
|----------|------|
| 5424-493 | 1/2" |
| 5424-494 | 3/4" |
| 5424-495 | 1" |



72602TPC

Pressure Reducing Valve - No-Lead

- FNPT Union x FNPT Union with PVC Cap
- Threads Conform to ANSI B1.20.1
- Compliant to ASSE 1003-2020
- ANSI / NSF 372, ANSI / NSF 61-G
- CSA Standard B356 through IAPMO cUPC

| Part No. | Size |
|----------|------|
| 5424-496 | 3/4" |
| 5424-497 | 1" |

No-Lead Pressure Reducing Valves

No-Lead Pressure Reducing Valves



72602PFE

Pressure Reducing Valve-End Piece Only

- Press Fit

| Part No. | Size |
|----------|------|
| 5427-210 | 3/4" |
| 5427-211 | 1" |



72602SE

Pressure Reducing Valve-End Piece Only

- SWT

| Part No. | Size |
|----------|------|
| 5424-059 | 3/4" |
| 5424-060 | 1" |



72602TE

Pressure Reducing Valve-End Piece Only

- FNPT

| Part No. | Size |
|----------|------|
| 5427-161 | 1/2" |
| 5427-162 | 3/4" |
| 5427-163 | 1" |



72602PE

Pressure Reducing Valve-End Piece Only

- Pex

- Pex End Conforms to ASTM F1807

| Part No. | Size |
|----------|------|
| 5427-151 | 3/4" |
| 5427-152 | 1" |



72602EXPE

Pressure Reducing Valve-End Piece Only

- Expansion Pex

- Pex End Conforms to ASTM F1960

| Part No. | Size |
|----------|------|
| 5423-372 | 3/4" |
| 5423-373 | 1" |



72602CPVCE

Pressure Reducing Valve-End Piece Only

- CPVC

| Part No. | Size |
|----------|------|
| 5427-153 | 3/4" |
| 5427-154 | 1" |



**WITHOUT
YOU
THERE IS
NO US.**



No-Lead Press Fit

Plumbing Catalog - December 2022



No-Lead Press Fit Valves & Fittings

A.Y. McDonald copper Press Fit Valves & Fittings are for use in plumbing or mechanical applications. Sizes range from 1/2" - 4" and the fittings are designed to join ASTM B88 (Types K, L, M) hard-drawn copper tube (1/2" - 4") and soft copper tube (1/2" - 1 1/4").

Features and Benefits

- 350 line items available, including elbows, couplings, fitting reducers, tees, adapters, unions, caps, flanges, and accessories
- All fittings are made of either wrought copper or lead-free brass

Applications

- All tubing must comply with the ASTM B88 standard
- Approved for installations in above and below ground applications as allowed by local code

Operating Parameters

- Operating pressure: 200 PSI CWP max
- Operating temperature range: -20°F - 250°F

System Benefits

- Fast and easy to use
- Flameless
- Permanent connections
- Size range from 1/2" to 4"
- Large selection of fittings
- Consistent professional appearance
- Less equipment required
- Environmentally friendly system
- Compatibility of fittings and tools

Approved Applications

- Potable water
- Hydronic heating with glycol
- Chilled water
- Compressed air (200 PSI max)
- Non-medical gases (140 PSI max)
- Low pressure steam (15 PSI max)
- Vacuum (24.5" mercury max @ 68°F)

Approvals & Certifications

- ASME B16.51
- IAPMO PS-117
- NSF / ANSI 61
- NSF / ANSI 372



Engineering Data

| Types of Service | Comments | Pressure | Temperature | Compatible with EPDM Seal |
|---------------------------------------|--|----------------------------|---------------|---------------------------|
| Fluids/Water Potable | | | | |
| Hot and Cold Water | - | 200 PSI | 32°F to 250°F | • |
| Rainwater / Gray Water | - | 200 PSI | 0°F to 250°F | • |
| Chilled Water | Ethylene Glycol / Propylene Glycol | 200 PSI | 0°F to 250°F | • |
| Hydronic Heating | Ethylene Glycol / Propylene Glycol | 200 PSI | 0°F to 250°F | • |
| Cooling Water | Up to 50% Ethylene Glycol or Propylene Glycol solution | 200 PSI | 0°F to 250°F | • |
| Low-Pressure Steam | - | Up to 15 PSI | 248°F | • |
| Fuel, Oil and Lubricant | | | | |
| Ethanol | Pure Grain Alcohol | 200 PSI | | • |
| Gases | | | | |
| Compressed Air | Less than 25mg/m ³ oil content | 200 PSI | Up to 140°F | • |
| Oxygen - O ₂ (non medical) | Keep oil and fat free / non-liquid O ₂ | 140 PSI | Up to 140°F | • |
| Nitrogen - N ₂ | - | 200 PSI | Up to 140°F | • |
| Argon | Welding Use | 200 PSI | Up to 140°F | • |
| Hydrogen - H ₂ | - | 125 PSI | Up to 140°F | • |
| Vacuum | - | Max 29.2 inches of Mercury | Up to 140°F | • |
| Carbon Dioxide - CO ₂ | Dry | - | Up to 140°F | • |

Contact Customer Service for information on applications not listed and applications outside the temperature and pressure ranges listed above. Fluids containing hydrocarbon-based oils are not compatible with the EPDM seal.

Press Fit Fittings

Installation Guidelines

Tube Selection

A.Y. McDonald copper Press Fit Valves & Fittings are designed to be joined with ASTM B88 (Types K, L, M) hard-drawn copper tube (1/2" - 4") and soft copper tube (1/2" - 1 1/4"). Copper tubing made to ASTM B88 may contain surface imperfections, which are specifically defined and allowed by the standard. This product is handled and stored multiple times before reaching the actual point of installation, potentially leading to further scratches, nicks or dents. ASTM B88 copper tube was designed for joining with solder and braze alloys – both of which are excellent gap-fill materials. Those who specify and/or install press systems must be aware of the inherent trade-offs that accompany the decision to utilize press technology and o-ring seals. Installers should recognize surface scratches and deep incise marks (identification stamping) on the tube and avoid placing o-ring seals directly over these surface irregularities in order to reduce the risk of leaks. Sanding and cleaning the surface may or may not eliminate this concern.

Storage and Handling

A.Y. McDonald copper Press Fit Valves & Fittings are packaged in polybags to keep them clean and free from debris. While unlikely to be needed, the polybag also serves to keep fittings and o-ring seals together in the event that one were to be dislodged in transit. Prior to installation, it is highly recommended that a thorough visual inspection of the fittings be performed. Fittings should be handled with care and opened just prior to use, to ensure their cleanliness. The tubing and fittings should be carefully handled during shipment and unloaded with reasonable care.

Protect the stored product from moisture and dirt. Elevation above grade and away from concrete is desirable. In the event press fittings are dropped, exercise the utmost care in visually inspecting them to assure that fittings have not been damaged or deformed.

Tools and Jaws

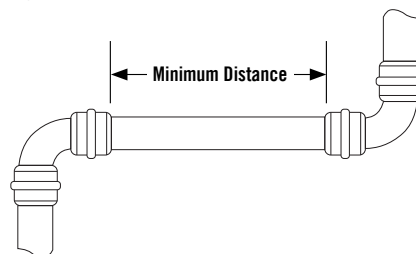
Installer shall be qualified and licensed within the jurisdiction, and familiar with the installation of copper press joint systems. A.Y. McDonald copper Press Fit Valves & Fittings shall be installed using the proper tool, jaws, actuator, and rings as instructed by the respective Press Fit and Press Fit tool manufacturer.

Minimum Distance Between A.Y. McDonald Joints

| Tube Diameter | Minimum Distance Required | |
|---------------|---------------------------|----|
| | Inch | MM |
| 1/2" | 1/2" | 13 |
| 3/4" | 1/2" | 13 |
| 1" | 1/2" | 13 |
| 1 1/4" | 1/2" | 13 |
| 1 1/2" | 5/8" | 16 |
| 2" | 3/4" | 20 |
| 2 1/2" | 3/4" | 20 |
| 3" | 3/4" | 20 |
| 4" | 3/4" | 20 |

Distance Between Joints

Mechanical joint pressing causes some degree of deformity to the tubing. To prevent leaks, minimal distances between press joints are set forth in the table.



For more information, please reference the Press Fit Valves & Fittings Instruction Booklet.

No-Lead Press Fit Valves & Fittings



71900

Coupling - No-Lead

- CTS (Press Fit) x CTS (Press Fit)

| Part No. | Size |
|----------|--------|
| 5419-026 | 1/2" |
| 5419-027 | 3/4" |
| 5419-028 | 1" |
| 5419-029 | 1 1/4" |
| 5419-030 | 1 1/2" |
| 5419-031 | 2" |
| 5419-246 | 2 1/2" |
| 5419-247 | 3" |
| 5419-248 | 4" |



71900M

Male Adapter - No-Lead

- CTS (Press Fit) x MNPT



| Part No. | Size | Part No. | Size |
|----------|-------------|----------|-----------------|
| 5419-056 | 1/2" | 5419-119 | 1 1/4" x 1" |
| 5419-162 | 1/2" x 3/8" | 5419-120 | 1 1/4" x 1 1/2" |
| 5419-057 | 3/4" | 5419-060 | 1 1/2" |
| 5419-062 | 3/4" x 1/2" | 5419-121 | 1 1/2" x 1 1/4" |
| 5419-163 | 3/4" x 1" | 5419-061 | 2" |
| 5419-058 | 1" | 5419-165 | 2" x 1 1/2" |
| 5419-117 | 1" x 3/4" | 5419-159 | 2 1/2" |
| 5419-118 | 1" x 1 1/4" | 5419-161 | 4" |
| 5419-059 | 1 1/4" | | |

No-Lead Press Fit



71900

Reducing Coupling - No-Lead

- CTS (Press Fit) x CTS (Press Fit)



| Part No. | Size | Part No. | Size |
|----------|-----------------|----------|-----------------|
| 5419-096 | 3/4" x 1/2" | 5419-101 | 2" x 1 1/4" |
| 5419-201 | 1" x 1/2" | 5419-100 | 2" x 1 1/2" |
| 5419-097 | 1" x 3/4" | 5419-209 | 2 1/2" x 1" |
| 5419-202 | 1 1/4" x 1/2" | 5419-210 | 2 1/2" x 1 1/4" |
| 5419-203 | 1 1/4" x 3/4" | 5419-211 | 2 1/2" x 1 1/2" |
| 5419-098 | 1 1/4" x 1" | 5419-212 | 2 1/2" x 2" |
| 5419-204 | 1 1/2" x 1/2" | 5419-213 | 3" x 1 1/2" |
| 5419-205 | 1 1/2" x 3/4" | 5419-214 | 3" x 2" |
| 5419-099 | 1 1/2" x 1" | 5419-215 | 3" x 2 1/2" |
| 5419-206 | 1 1/2" x 1 1/4" | 5419-216 | 4" x 2" |
| 5419-207 | 2" x 1/2" | 5419-217 | 4" x 2 1/2" |
| 5419-102 | 2" x 1" | 5419-218 | 4" x 3" |



71900FSA

Female Street Adapter - No-Lead

- Fitting x FNPT



| Part No. | Size |
|----------|-------------|
| 5419-166 | 1/2" |
| 5419-172 | 1/2" x 3/4" |
| 5419-167 | 3/4" |
| 5419-173 | 3/4" x 1/2" |
| 5419-168 | 1" |
| 5419-174 | 1" x 3/4" |
| 5419-169 | 1 1/4" |
| 5419-170 | 1 1/2" |
| 5419-171 | 2" |



71900F

Female Adapter - No-Lead

- CTS (Press Fit) x FNPT



| Part No. | Size | Part No. | Size |
|----------|-------------|----------|-----------------|
| 5419-063 | 1/2" | 5419-066 | 1 1/4" |
| 5419-155 | 1/2" x 3/8" | 5419-125 | 1 1/4" x 1" |
| 5419-122 | 1/2" x 3/4" | 5419-158 | 1 1/4" x 1 1/2" |
| 5419-064 | 3/4" | 5419-067 | 1 1/2" |
| 5419-123 | 3/4" x 1/2" | 5419-126 | 1 1/2" x 1 1/4" |
| 5419-065 | 1" | 5419-068 | 2" |
| 5419-156 | 1" x 1/2" | 5419-153 | 2 1/2" |
| 5419-124 | 1" x 3/4" | 5419-154 | 3" |
| 5419-157 | 1" x 1 1/4" | | |



71900MSA

Male Street Adapter - No-Lead



- Fitting x MNPT



| Part No. | Size |
|----------|-------------|
| 5419-175 | 1/2" |
| 5419-176 | 3/4" |
| 5419-182 | 3/4" x 1/2" |
| 5419-177 | 1" |
| 5419-183 | 1" x 3/4" |
| 5419-178 | 1 1/4" |
| 5419-179 | 1 1/2" |
| 5419-180 | 2" |





71900RC Repair Coupling - No Lead

- CTS (Press Fit) x CTS (Press Fit)  

| Part No. | Size |
|----------|--------|
| 5419-032 | 1/2" |
| 5419-033 | 3/4" |
| 5419-034 | 1" |
| 5419-035 | 1 1/4" |
| 5419-036 | 1 1/2" |
| 5419-037 | 2" |
| 5419-243 | 2 1/2" |
| 5419-244 | 3" |
| 5419-245 | 4" |



71900EC Extending Coupling - No-Lead

- CTS (Press Fit) x CTS (Press Fit)  

| Part No. | Size |
|----------|------|
| 5419-237 | 1/2" |
| 5419-238 | 3/4" |
| 5419-239 | 1" |



71900SM Street Adapter - No-Lead

- CTS (Press Fit) x Fitting  

| Part No. | Size | Part No. | Size |
|----------|---------------|----------|-----------------|
| 5419-093 | 1/2" x 3/4" | 5419-145 | 1 1/4" x 1 1/2" |
| 5419-095 | 1/2" x 1" | 5419-225 | 1 1/4" x 2" |
| 5419-219 | 1/2" x 1 1/4" | 5419-227 | 1 1/4" x 2 1/2" |
| 5419-221 | 1/2" x 1 1/2" | 5419-230 | 1 1/4" x 3" |
| 5419-094 | 3/4" x 1" | 5419-147 | 1 1/2" x 2" |
| 5419-220 | 3/4" x 1 1/4" | 5419-228 | 1 1/2" x 2 1/2" |
| 5419-222 | 3/4" x 1 1/2" | 5419-231 | 1 1/2" x 3" |
| 5419-224 | 3/4" x 2" | 5419-229 | 2" x 2 1/2" |
| 5419-143 | 1" x 1 1/4" | 5419-232 | 2" x 3" |
| 5419-144 | 1" x 1 1/2" | 5419-234 | 2" x 4" |
| 5419-146 | 1" x 2" | 5419-233 | 2 1/2" x 3" |
| 5419-226 | 1" x 2 1/2" | 5419-235 | 2 1/2" x 4" |
| | | 5419-236 | 3" x 4" |





71901 Cap - No-Lead

- CTS (Press Fit)  

| Part No. | Size |
|----------|--------|
| 5419-050 | 1/2" |
| 5419-051 | 3/4" |
| 5419-052 | 1" |
| 5419-053 | 1 1/4" |
| 5419-054 | 1 1/2" |
| 5419-055 | 2" |
| 5419-184 | 2 1/2" |
| 5419-185 | 3" |
| 5419-186 | 4" |



71911 Full Crossover Coupling - No-Lead

- CTS (Press Fit) x CTS (Press Fit)  

| Part No. | Size |
|----------|------|
| 5419-114 | 1/2" |



71911SF Street Crossover Coupling - No-Lead

- CTS (Press Fit) x Fitting  

| Part No. | Size |
|----------|------|
| 5419-354 | 1/2" |
| 5419-355 | 3/4" |



71915

Flange - No-Lead

- CTS (Press Fit) x Flange



| Part No. | Size |
|----------|--------|
| 5419-347 | 1" |
| 5419-348 | 1 1/4" |
| 5419-349 | 1 1/2" |
| 5419-350 | 2" |
| 5419-351 | 2 1/2" |
| 5419-352 | 3" |
| 5419-353 | 4" |



71930

Reducing Tee - No-Lead

- CTS (Press Fit) x CTS (Press Fit) x CTS (Press Fit)



| Part No. | Size | Part No. | Size |
|----------|--------------------------|----------|--------------------------|
| 5419-038 | 3/4" x 1/2" | 5419-300 | 2 1/2" x 1 1/2" |
| 5419-048 | 3/4" x 1/2" x 1/2" | 5419-301 | 2 1/2" x 3/4" |
| 5419-047 | 3/4" x 1/2" x 3/4" | 5419-302 | 2 1/2" x 1" |
| 5419-040 | 1" x 1/2" | 5419-303 | 2 1/2" x 1 1/4" |
| 5419-253 | 1" x 1/2" x 1" | 5419-304 | 2 1/2" x 1 1/2" |
| 5419-254 | 1" x 3/4" x 1/2" | 5419-305 | 2 1/2" x 2" |
| 5419-049 | 1" x 3/4" x 3/4" | 5419-290 | 2 1/2" x 3/4" x 2 1/2" |
| 5419-255 | 1" x 3/4" x 1" | 5419-291 | 2 1/2" x 1" x 2 1/2" |
| 5419-039 | 1" x 3/4" | 5419-292 | 2 1/2" x 1 1/4" x 2 1/2" |
| | | 5419-293 | 2 1/2" x 1 1/2" x 2" |
| 5419-266 | 1 1/4" x 1/2" | 5419-294 | 2 1/2" x 1 1/2" x 2 1/2" |
| 5419-267 | 1 1/4" x 3/4" | 5419-295 | 2 1/2" x 2" x 3/4" |
| 5419-041 | 1 1/4" x 1" | 5419-297 | 2 1/2" x 2" x 1 1/2" |
| 5419-257 | 1 1/4" x 1/2" x 1 1/4" | 5419-298 | 2 1/2" x 2" x 2" |
| 5419-258 | 1 1/4" x 3/4" x 1/2" | 5419-299 | 2 1/2" x 2" x 2 1/2" |
| 5419-259 | 1 1/4" x 3/4" x 3/4" | | |
| 5419-261 | 1 1/4" x 3/4" x 1 1/4" | 5419-316 | 3" x 1/2" |
| 5419-263 | 1 1/4" x 1" x 3/4" | 5419-317 | 3" x 3/4" |
| 5419-264 | 1 1/4" x 1" x 1" | 5419-318 | 3" x 1" |
| | | 5419-319 | 3" x 1 1/4" |
| 5419-044 | 1 1/2" x 1/2" | 5419-320 | 3" x 1 1/2" |
| 5419-043 | 1 1/2" x 3/4" | 5419-321 | 3" x 2" |
| 5419-042 | 1 1/2" x 1" | 5419-306 | 3" x 3/4" x 3" |
| 5419-276 | 1 1/2" x 1 1/4" | 5419-307 | 3" x 1" x 3" |
| 5419-268 | 1 1/2" x 1/2" x 1 1/2" | 5419-308 | 3" x 1 1/4" x 3" |
| 5419-269 | 1 1/2" x 3/4" x 3/4" | 5419-309 | 3" x 1 1/2" x 3" |
| 5419-271 | 1 1/2" x 1" x 1" | 5419-310 | 3" x 2" x 2" |
| 5419-272 | 1 1/2" x 1" x 1 1/2" | 5419-311 | 3" x 2" x 2 1/2" |
| 5419-273 | 1 1/2" x 1 1/4" x 3/4" | 5419-312 | 3" x 2" x 3" |
| 5419-274 | 1 1/2" x 1 1/4" x 1" | 5419-313 | 3" x 2 1/2" x 2" |
| 5419-275 | 1 1/2" x 1 1/4" x 1 1/4" | 5419-314 | 3" x 2 1/2" x 2 1/2" |
| | | 5419-315 | 3" x 2 1/2" x 3" |
| 5419-287 | 2" x 1/2" | | |
| 5419-046 | 2" x 1" | 5419-326 | 4" x 3/4" |
| 5419-289 | 2" x 1 1/4" | 5419-327 | 4" x 1" |
| 5419-045 | 2" x 1 1/2" | 5419-328 | 4" x 1 1/4" |
| 5419-277 | 2" x 1/2" x 2" | 5419-329 | 4" x 1 1/2" |
| 5419-279 | 2" x 1" x 1" | 5419-330 | 4" x 2" |
| 5419-280 | 2" x 1" x 2" | 5419-331 | 4" x 2 1/2" |
| 5419-283 | 2" x 1 1/2" x 1" | 5419-332 | 4" x 3" |
| 5419-285 | 2" x 1 1/2" x 1 1/2" | 5419-323 | 4" x 3" x 2" |
| 5419-286 | 2" x 1 1/2" x 2" | 5419-324 | 4" x 3" x 3" |



71920

Bronze Union - No-Lead

- CTS (Press Fit) x CTS (Press Fit)



| Part No. | Size |
|----------|--------|
| 5419-103 | 1/2" |
| 5419-104 | 3/4" |
| 5419-105 | 1" |
| 5419-106 | 1 1/4" |
| 5419-107 | 1 1/2" |
| 5419-108 | 2" |



71920F

Female Union - No-Lead

- CTS (Press Fit) x FNPT



| Part No. | Size |
|----------|--------|
| 5419-127 | 1/2" |
| 5419-128 | 3/4" |
| 5419-129 | 1" |
| 5419-130 | 1 1/4" |
| 5419-131 | 1 1/2" |



71920M

Male Union - No-Lead

- CTS (Press Fit) x MNPT



| Part No. | Size |
|----------|--------|
| 5419-133 | 1/2" |
| 5419-134 | 3/4" |
| 5419-135 | 1" |
| 5419-136 | 1 1/4" |
| 5419-137 | 1 1/2" |
| 5419-138 | 2" |



71930

Tee - No-Lead

- CTS (Press Fit) x CTS (Press Fit) x CTS (Press Fit)



| Part No. | Size | Part No. | Size |
|----------|-------------|----------|--------|
| 5419-020 | 1/2" | 5419-023 | 1 1/4" |
| 5419-141 | 1/2" x 3/4" | 5419-024 | 1 1/2" |
| 5419-021 | 3/4" | 5419-025 | 2" |
| 5419-142 | 3/4" x 1" | 5419-249 | 2 1/2" |
| 5419-022 | 1" | 5419-250 | 3" |
| 5419-256 | 1" x 1 1/4" | 5419-251 | 4" |



71990

90° Elbow - No-Lead

- CTS (Press Fit) x CTS (Press Fit)



| Part No. | Size | Part No. | Size |
|----------|-------------|----------|--------|
| 5419-008 | 1/2" | 5419-012 | 1 1/2" |
| 5419-009 | 3/4" | 5419-013 | 2" |
| 5419-199 | 3/4" x 1/2" | 5419-193 | 2 1/2" |
| 5419-010 | 1" | 5419-194 | 3" |
| 5419-200 | 1" x 3/4" | 5419-195 | 4" |
| 5419-011 | 1 1/4" | | |



71930F

Tee - No-Lead

- CTS (Press Fit) x CTS (Press Fit) x FNPT



| Part No. | Size | Part No. | Size |
|----------|--------------|----------|---------------|
| 5419-109 | 1/2"* | 5419-339 | 1 1/4" x 1/2" |
| 5419-333 | 3/4"* | 5419-340 | 1 1/4" x 3/4" |
| 5419-334 | 1" | 5419-112 | 1 1/2" x 1/2" |
| 5419-335 | 1 1/4" | 5419-342 | 1 1/2" x 3/4" |
| 5419-336 | 1 1/2" | 5419-113 | 2" x 1/2" |
| 5419-337 | 3/4" x 1/4" | 5419-343 | 2" x 3/4" |
| 5419-110 | 3/4" x 1/2"* | 5419-344 | 2 1/2" x 3/4" |
| 5419-338 | 1" x 3/4" | 5419-345 | 3" x 3/4" |
| | | 5419-346 | 4" x 3/4" |



71991F

90° Female Elbow - No-Lead

- CTS (Press Fit) x FNPT



| Part No. | Size |
|----------|--------|
| 5419-078 | 1/2" |
| 5419-079 | 3/4" |
| 5419-080 | 1" |
| 5419-081 | 1 1/4" |
| 5419-082 | 1 1/2" |
| 5419-083 | 2" |



71991M

90° Male Elbow - No-Lead

- CTS (Press Fit) x MNPT



| Part No. | Size |
|----------|--------|
| 5419-084 | 1/2" |
| 5419-085 | 3/4" |
| 5419-086 | 1" |
| 5419-087 | 1 1/4" |
| 5419-088 | 1 1/2" |
| 5419-089 | 2" |



71945

45° Elbow - No-Lead

- CTS (Press Fit) x CTS (Press Fit)



| Part No. | Size | Part No. | Size |
|----------|--------|----------|--------|
| 5419-014 | 1/2" | 5419-019 | 2" |
| 5419-015 | 3/4" | 5419-187 | 2 1/2" |
| 5419-016 | 1" | 5419-188 | 3" |
| 5419-017 | 1 1/4" | 5419-189 | 4" |
| 5419-018 | 1 1/2" | | |



71991SF

90° Street Elbow - No-Lead

- CTS (Press Fit) x Fitting



| Part No. | Size | Part No. | Size |
|----------|--------|----------|--------|
| 5419-069 | 1/2" | 5419-092 | 2" |
| 5419-070 | 3/4" | 5419-196 | 2 1/2" |
| 5419-071 | 1" | 5419-197 | 3" |
| 5419-090 | 1 1/4" | 5419-198 | 4" |
| 5419-091 | 1 1/2" | | |



71945SF

45° Street Elbow - No-Lead

- CTS (Press Fit) x Fitting



| Part No. | Size | Part No. | Size |
|----------|--------|----------|--------|
| 5419-072 | 1/2" | 5419-077 | 2" |
| 5419-073 | 3/4" | 5419-190 | 2 1/2" |
| 5419-074 | 1" | 5419-191 | 3" |
| 5419-075 | 1 1/4" | 5419-192 | 4" |
| 5419-076 | 1 1/2" | | |



71900P

Adapter - No-Lead

- CTS (Press Fit) x Pex

- Pex End Conforms to ASTM F1807

| Part No. | Size |
|----------|------|
| 5419-375 | 1/2" |
| 5419-376 | 3/4" |
| 5419-377 | 1" |



71900EXP

Adapter - No-Lead

- CTS (Press Fit) x Expansion Pex
- Pex End Conforms to ASTM F1960

| Part No. | Size |
|----------|------|
| 5419-378 | 1/2" |
| 5419-379 | 3/4" |
| 5419-380 | 1" |



71930P

Tee - No-Lead

- CTS (Press Fit) x CTS (Press Fit) x Pex
- Pex End Conforms to ASTM F1807

| Part No. | Size |
|----------|-------------|
| 5419-381 | 3/4" x 1/2" |
| 5419-382 | 1" x 1/2" |
| 5419-383 | 1" x 3/4" |



71990P

90° Elbow - No-Lead

- CTS (Press Fit) x Pex
- Pex End Conforms to ASTM F1807

| Part No. | Size |
|----------|-----------|
| 5419-384 | 1/2" |
| 5419-385 | 3/4" |
| 5419-387 | 3/4"x1/2" |
| 5419-386 | 1" |
| 5419-388 | 1" x 3/4" |



71990EXP

90° Elbow - No-Lead

- CTS (Press Fit) x Expansion Pex
- Pex End Conforms to ASTM F1960

| Part No. | Size |
|----------|-----------|
| 5419-389 | 1/2" |
| 5419-390 | 3/4" |
| 5419-392 | 3/4"x1/2" |
| 5419-391 | 1" |
| 5419-393 | 1" x 3/4" |



71990F

Drop Ear Elbow - No-Lead

- FNPT x CTS (Press Fit)

| Part No. | Size |
|----------|------|
| 5419-139 | 1/2" |
| 5419-140 | 3/4" |



72028PF

Full Port Ball Valve - No-Lead

- CTS (Press Fit) x CTS (Press Fit), 250 PSI CWP
- Forged Brass Body
- Conforms to NSF / ANSI 61-2012
NSF / ANSI 14-2010a, and NSF / ANSI 372-2010
(2 1/2" - 4" works with XLC Jaws)

| Part No. | Size |
|----------|--------|
| 5426-115 | 1/2" |
| 5426-116 | 3/4" |
| 5426-117 | 1" |
| 5426-118 | 1 1/4" |
| 5426-119 | 1 1/2" |
| 5426-120 | 2" |
| 5426-154 | 2 1/2" |
| 5426-155 | 3" |
| 5426-156 | 4" |



72028PFD

Full Port Ball Valve with Drain - No-Lead

- CTS (Press Fit) x CTS (Press Fit), 250 PSI CWP
- Forged Brass Body
- Conforms to NSF / ANSI 61-2012
NSF / ANSI 14-2010a, and NSF / ANSI 372-2010
(2 1/2" - 4" works with XLC Jaws)

| Part No. | Size |
|----------|------|
| 5426-189 | 1/2" |
| 5426-188 | 3/4" |
| 5426-190 | 1" |



72028PFGH

Full Port Ball Valve with Removable Cap - No-Lead

- CTS (Press Fit) x MGHT, 250 PSI CWP
- Forged Brass Body
- Conforms to NSF / ANSI 61-2012
NSF / ANSI 14-2010a, and NSF / ANSI 372-2010

| Part No. | Size |
|----------|------|
| 5426-185 | 3/4" |



71910F

Dielectric Union - No-Lead

- FNPT x CTS (Press Fit)
- For use whenever dissimilar metals are used in a piping system to prevent deterioration from corrosion due to stray currents
- NSF 61 Annex G

| Part No. | Size |
|----------|--------|
| 5419-394 | 1/2" |
| 5419-395 | 3/4" |
| 5419-396 | 1" |
| 5419-397 | 1 1/4" |
| 5419-398 | 1 1/2" |
| 5419-399 | 2" |



72080PF

Straight Quarter Turn Supply Stop No-Lead

- CTS (Press Fit) x Comp
- NSF / ANSI 61-8 & NSF / ANSI 372

| Part No. | Size |
|----------|-------------|
| 5427-209 | 1/2" x 3/8" |



72082PF

Angle Quarter Turn Supply Stop No-Lead

- CTS (Press Fit) x Comp
- NSF / ANSI 61-8 & NSF / ANSI 372

| Part No. | Size |
|----------|-------------|
| 5427-207 | 1/2" x 3/8" |



72080PFI

Straight Quarter Turn Supply Stop Icemaker - No-Lead

- CTS (Press Fit) x Comp
- NSF / ANSI 61-8 & NSF / ANSI 372

| Part No. | Size |
|----------|-------------|
| 5427-208 | 1/2" x 1/4" |



72082PFI

Angle Quarter Turn Supply Stop Icemaker - No-Lead

- CTS (Press Fit) x Comp
- NSF / ANSI 61-8 & NSF / ANSI 372

| Part No. | Size |
|----------|-------------|
| 5427-206 | 1/2" x 1/4" |



**WITHOUT
YOU
THERE IS
NO US.**



No-Lead Push-Fit

Plumbing Catalog - December 2022



No-Lead Push-Fit Valves & Fittings

Push-Fit Valves & Fittings are design for connecting fittings and valves to Copper, CPVC or Pex Pipe. No soldering, crimping, or solvent welding is necessary due to the special rubber o-ring and stainless-steel gripper ring. Push-Fits are ideal for use on plumbing, water, and hydronic heating systems. A.Y. McDonald Push-Fit fittings are designed for above ground indoor water applications.

Performance

| | |
|--------------------------|--------------------------------|
| Maximum Working Pressure | 200 PSI |
| Temperature Range | 0°F to 200°F (-18°C to 93.3°C) |

Tubing Application

| | |
|---------------|---|
| Pex Tubing | In accordance with ASTM F-876 and F-877 |
| CTS CPVC Pipe | In accordance with ASTM D2846/2846M |
| Copper Pipe | In accordance with ASTM B88 |

Certified to NSF/ANSI 61-G (AB 1953), NSF/ANSI-14 for ASTM F877, CSA B137.5, ASSE 1061, IGC 188, and U.P. Code



72100

Coupling - No-Lead

- CTS (Push-Fit) x CTS (Push-Fit)
- NSF / ANSI 61 & NSF / ANSI 372

| Part No. | Size | Part No. | Size |
|----------|-------------|----------|-------------|
| 5426-000 | 1/2" | 5426-003 | 3/4" x 1/2" |
| 5426-186 | 1/2" x 3/8" | 5426-002 | 1" |
| 5426-001 | 3/4" | 5426-004 | 1" x 3/4" |



72103

Cap - No-Lead

- CTS (Push-Fit)
- NSF / ANSI 61 & NSF / ANSI 372

| Part No. | Size |
|----------|------|
| 5426-041 | 3/8" |
| 5426-028 | 1/2" |
| 5426-029 | 3/4" |
| 5426-030 | 1" |



72100F

Female Adapter - No-Lead

- CTS (Push-Fit) x FNPT
- NSF / ANSI 61 & NSF / ANSI 372

| Part No. | Size |
|----------|-------------|
| 5426-024 | 1/2" |
| 5426-027 | 1/2" x 3/4" |
| 5426-025 | 3/4" |
| 5426-026 | 1" |




72130

Tee - No-Lead

- CTS (Push-Fit) x CTS (Push-Fit) x CTS (Push-Fit)
- NSF / ANSI 61 & NSF / ANSI 372

| Part No. | Size |
|----------|--------------------|
| 5426-039 | 3/8" |
| 5426-012 | 1/2" |
| 5426-013 | 3/4" |
| 5426-017 | 3/4" x 1/2" |
| 5426-015 | 3/4" x 1/2" x 1/2" |
| 5426-016 | 3/4" x 1/2" x 3/4" |
| 5426-014 | 1" |
| 5426-018 | 1" x 1" x 3/4" |



72100M

Male Adapter - No-Lead

- CTS (Push-Fit) x MNPT
- NSF / ANSI 61 & NSF / ANSI 372

| Part No. | Size |
|----------|-------------|
| 5426-019 | 1/2" |
| 5426-022 | 1/2" x 3/4" |
| 5426-020 | 3/4" |
| 5426-021 | 1" |
| 5426-023 | 1" x 3/4" |



72190

90° Elbow - No-Lead

- CTS (Push-Fit) x CTS (Push-Fit)
- NSF / ANSI 61 & NSF / ANSI 372

| Part No. | Size | Part No. | Size |
|----------|------|----------|-------------|
| 5426-040 | 3/8" | 5426-008 | 3/4" x 1/2" |
| 5426-005 | 1/2" | 5426-007 | 1" |
| 5426-006 | 3/4" | 5426-084 | 1" x 3/4" |



72100RC

Slip Repair Coupling - No-Lead

- CTS (Push-Fit) x CTS (Push-Fit)
- NSF / ANSI 61 & NSF / ANSI 372

| Part No. | Size |
|----------|-----------|
| 5426-042 | 1/2" x 4" |
| 5426-043 | 3/4" x 4" |



72190F

90° Female Elbow - No-Lead

- CTS (Push-Fit) x FNPT
- NSF / ANSI 61 & NSF / ANSI 372

| Part No. | Size |
|----------|------|
| 5426-009 | 1/2" |
| 5426-053 | 3/4" |



72190M

90° Male Elbow - No-Lead

- CTS (Push-Fit) x MNPT
- NSF / ANSI 61 & NSF / ANSI 372

| Part No. | Size |
|----------|------|
| 5426-010 | 1/2" |



72080Q

Straight Quarter Turn Supply Stop - No-Lead

- CTS (Push-Fit) x Comp
- NSF / ANSI 61-8 & NSF / ANSI 372

| Part No. | Size |
|----------|-------------|
| 5426-047 | 1/2" x 3/8" |



72101Q

Drop Ear Elbow - No-Lead

- FNPT X CTS (Push-Fit)
- Three Ear Design
- NSF / ANSI 61 & NSF / ANSI 372

| Part No. | Size |
|----------|------|
| 5426-011 | 1/2" |



72080QI

Straight Quarter Turn Supply Stop IceMaker - No-Lead

- CTS (Push-Fit) x Comp
- NSF / ANSI 61-8 & NSF / ANSI 372

| Part No. | Size |
|----------|-------------|
| 5426-153 | 1/2" x 1/4" |



72105

Standard Port Ball Valve - No-Lead

- CTS (Push-Fit) x CTS (Push-Fit)
- NSF / ANSI 61 & NSF / ANSI 372

| Part No. | Size |
|----------|------|
| 5426-031 | 1/2" |
| 5426-032 | 3/4" |
| 5426-033 | 1" |



72084QD

Quarter Turn Supply Stop Dual Outlet - No-Lead

- CTS (Push-Fit) x CTS (Push-Fit) x Comp

| Part No. | Size |
|----------|--------------------|
| 5426-193 | 1/2" x 1/2" x 1/4" |



72105M

Standard Port Ball Valve - No-Lead

- MNPT x CTS (Push-Fit)
- NSF / ANSI 61 & NSF / ANSI 372

| Part No. | Size |
|----------|------|
| 5427-125 | 3/4" |



2106

Stainless-Steel Water Heater Connector - No-Lead

- CTS (Push-Fit) x FNPT

| Part No. | Size |
|----------|------------------|
| 4426-050 | 3/4" x 3/4" x 15 |
| 4426-051 | 3/4" x 3/4" x 18 |
| 4426-076 | 1/2" x 3/4" x 15 |
| 4426-077 | 1/2" x 3/4" x 18 |
| 4426-078 | 1/2" x 3/4" x 24 |



72082Q

Angle Quarter Turn Supply Stop - No-Lead

- CTS (Push-Fit) x Comp
- NSF / ANSI 61-8 & NSF / ANSI 372

| Part No. | Size |
|----------|-------------|
| 5426-048 | 1/2" x 3/8" |



2106BV

Stainless-Steel Water Heater Connector with Ball Valve - No-Lead

- CTS (Push-Fit) x FNPT

| Part No. | Size |
|----------|------------------|
| 4426-082 | 3/4" x 3/4" x 18 |



72082QI

Angle Quarter Turn Supply Stop IceMaker - No-Lead

- CTS (Push-Fit) x Comp
- NSF / ANSI 61-8 & NSF / ANSI 372

| Part No. | Size |
|----------|-------------|
| 5426-086 | 1/2" x 1/4" |



2100RT Release Tool

| Part No. | Size |
|----------|--------|
| 4426-037 | 3/8" |
| 4426-034 | 1/2" |
| 4426-035 | 3/4" |
| 4426-036 | 1" |
| 4426-182 | 1 1/4" |
| 4426-183 | 1 1/2" |
| 4426-184 | 2" |




2100DBT Deburring Tool

| Part No. |
|----------|
| 4426-074 |



**WITHOUT
YOU
THERE IS
NO US.**



No-Lead PVC & CPVC

Plumbing Catalog - December 2022





2060S

PVC Ball Valve - Sch. 80

- Solvent x Solvent
- 150 PSI @ 73°F
- Fits schedule 40 & 80 PVC pipe
- NSF / ANSI 61

| Part No. | Size |
|----------|--------|
| 4421-013 | 1/2" |
| 4421-014 | 3/4" |
| 4421-015 | 1" |
| 4421-016 | 1 1/4" |
| 4421-017 | 1 1/2" |
| 4421-018 | 2" |
| 4424-255 | 2 1/2" |
| 4424-256 | 3" |
| 4424-257 | 4" |



2064ST

PVC Union Ball Valve - Sch. 80

- Solvent or FNPT
- 150 PSI @ 73°F
- Fits schedule 40 & 80 PVC pipe
- Valve shipped with both FNPT and Solvent connections (*3" & 4" are only shipped with solvent)

| Part No. | Size |
|----------|--------|
| 4421-223 | 1/2" |
| 4421-224 | 3/4" |
| 4421-225 | 1" |
| 4421-226 | 1 1/4" |
| 4421-227 | 1 1/2" |
| 4421-228 | 2" |
| 4424-253 | *3" |
| 4424-254 | *4" |



2060T

PVC Ball Valve - Sch. 80

- FNPT x FNPT
- 150 PSI @ 73°F
- Fits schedule 40 & 80 PVC pipe
- NSF / ANSI 61

| Part No. | Size |
|----------|--------|
| 4421-019 | 1/2" |
| 4421-020 | 3/4" |
| 4421-021 | 1" |
| 4421-022 | 1 1/4" |
| 4421-023 | 1 1/2" |
| 4421-024 | 2" |
| 4424-259 | 3" |
| 4424-260 | 4" |



2070S

PVC Union - Sch. 80

- Solvent x Solvent
- 150 PSI @ 73°F
- Fits schedule 40 & 80 PVC pipe

| Part No. | Size |
|----------|--------|
| 4421-161 | 1/2" |
| 4421-162 | 3/4" |
| 4421-163 | 1" |
| 4421-164 | 1 1/4" |
| 4421-165 | 1 1/2" |
| 4421-166 | 2" |



2062

CPVC Ball Valve - Sch. 80

- Solvent x Solvent
- 150 PSI @ 73°F
- Fits schedule 40 & 80 PVC pipe
- NSF / ANSI 61

| Part No. | Size |
|----------|------|
| 4421-025 | 1/2" |
| 4421-026 | 3/4" |
| 4421-027 | 1" |



2070T

PVC Union - Sch. 80

- FNPT x FNPT
- 150 PSI @ 73°F
- Fits schedule 40 & 80 PVC pipe

| Part No. | Size |
|----------|--------|
| 4421-167 | 1/2" |
| 4421-168 | 3/4" |
| 4421-169 | 1" |
| 4421-170 | 1 1/4" |
| 4421-171 | 1 1/2" |
| 4421-172 | 2" |



2072 PVC Compression Coupling - Sch. 80

- Comp x Comp
- 150 PSI @ 73°F
- Fits schedule 40 & 80 PVC pipe
- Rubber gaskets

| Part No. | Size |
|----------|--------|
| 4421-173 | 1/2" |
| 4421-174 | 3/4" |
| 4421-175 | 1" |
| 4421-176 | 1 1/4" |
| 4421-177 | 1 1/2" |
| 4421-178 | 2" |
| 4424-404 | 2 1/2" |
| 4424-405 | 3" |
| 4424-406 | 4" |



72111VM CPVC Transition Fitting - No-Lead

- MNPT x CPVC
- Conforms to ASTM D2846
- NSF / ANSI 61-8 & NSF / ANSI 372

| Part No. | Size |
|----------|--------|
| 5422-458 | 1/2" |
| 5422-459 | 3/4" |
| 5422-462 | 1" |
| 5422-465 | 1 1/4" |
| 5422-466 | 1 1/2" |
| 5422-467 | 2" |



72111VF CPVC Transition Fitting - No-Lead

- FNPT x CPVC
- Conforms to ASTM D2846
- NSF / ANSI 61-8 & NSF / ANSI 372

| Part No. | Size |
|----------|--------|
| 5422-460 | 1/2" |
| 5422-461 | 3/4" |
| 5422-463 | 1" |
| 5422-468 | 1 1/4" |
| 5422-469 | 1 1/2" |
| 5422-470 | 2" |



72101V Drop Ear Elbow - No-Lead

- FNPT x CPVC
- Three Ear Design
- NSF / ANSI 61-8 & NSF / ANSI 372

| Part No. | Size |
|----------|------|
| 5422-464 | 1/2" |



**WITHOUT
YOU
THERE IS
NO US.**



No-Lead Pex & Expansion Pex

Plumbing Catalog - December 2022





2400

Coupling - Poly

- Pex x Pex
- NSF / ANSI 61-8 & NSF / ANSI 372
- Pex Ends Conform to ASTM F2159

| Part No. | Size |
|----------|-------------|
| 4423-169 | 3/8" |
| 4423-085 | 1/2" |
| 4423-170 | 1/2" x 3/8" |
| 4423-086 | 3/4" |
| 4423-087 | 3/4" x 1/2" |
| 4423-136 | 1" |
| 4423-171 | 1" x 1/2" |
| 4423-137 | 1" x 3/4" |



2430

Tee - Poly

- Pex x Pex x Pex
- NSF / ANSI 61-8 & NSF / ANSI 372
- Pex Ends Conform to ASTM F2159

| Part No. | Size |
|----------|------|
| 4423-177 | 3/8" |
| 4423-092 | 1/2" |
| 4423-093 | 3/4" |
| 4423-143 | 1" |



2400F

Female Adapter - Poly

- Pex x FNPT
- NSF / ANSI 61-8 & NSF / ANSI 372
- Pex End Conforms to ASTM F2159

| Part No. | Size |
|----------|------|
| 4423-100 | 1/2" |
| 4423-168 | 1" |



2430

Reducing Tee - Poly

- Pex x Pex x Pex
- NSF / ANSI 61-8 & NSF / ANSI 372
- Pex Ends Conform to ASTM F2159

| Part No. | Size |
|----------|--------------------|
| 4423-094 | 1/2" x 3/4" |
| 4423-095 | 3/4" x 1/2" x 1/2" |
| 4423-096 | 3/4" x 1/2" x 3/4" |
| 4423-097 | 3/4" x 1/2" |
| 4423-154 | 3/4" x 1" |
| 4423-144 | 1" x 1/2" |
| 4423-145 | 1" x 3/4" |
| 4423-146 | 1" x 3/4" x 3/4" |
| 4423-147 | 1" x 3/4" x 1" |



2400M

Male Adapter - Poly

- Pex x MNPT
- NSF / ANSI 61-8 & NSF / ANSI 372
- Pex End Conforms to ASTM F2159

| Part No. | Size |
|----------|-------------|
| 4423-098 | 1/2" |
| 4423-152 | 1/2" x 3/4" |
| 4423-099 | 3/4" |
| 4423-153 | 3/4" x 1/2" |
| 4423-138 | 1" |



2490

90° Elbow - Poly

- Pex x Pex
- NSF / ANSI 61-8 & NSF / ANSI 372
- Pex Ends Conform to ASTM F2159

| Part No. | Size |
|----------|-------------|
| 4423-172 | 3/8" |
| 4423-088 | 1/2" |
| 4423-089 | 3/4" |
| 4423-090 | 3/4" x 1/2" |
| 4423-142 | 1" |



2402

Plug - Poly

- Pex
- NSF / ANSI 61-8 & NSF / ANSI 372
- Pex End Conforms to ASTM F2159

| Part No. | Size |
|----------|------|
| 4423-180 | 3/8" |
| 4423-139 | 1/2" |
| 4423-140 | 3/4" |
| 4423-141 | 1" |



2490M

90° Male Adapter Elbow - Poly

- Pex x MNPT
- NSF / ANSI 61-8 & NSF / ANSI 372
- Pex End Conforms to ASTM F2159

| Part No. | Size |
|----------|-------------|
| 4423-174 | 1/2" |
| 4423-173 | 1/2" x 3/8" |
| 4423-176 | 3/4" |
| 4423-175 | 3/4" x 1/2" |



2492

90° Female Swivel Elbow - Poly

- Pex x FNPT
- NSF / ANSI 61-8 & NSF / ANSI 372
- Pex End Conforms to ASTM F2159

| Part No. | Size |
|----------|------|
| 4423-091 | 1/2" |




72300

Coupling - No-Lead

- Pex x Pex
- NSF / ANSI 61-4
- Pex Ends Conform to ASTM F1807

| Part No. | Size |
|----------|-----------------|
| 5423-047 | 3/8" |
| 5423-000 | 1/2" |
| 5423-188 | 1/2" x 3/8" |
| 5423-164 | 5/8" |
| 5423-001 | 3/4" |
| 5423-003 | 3/4" x 1/2" |
| 5423-002 | 1" |
| 5423-004 | 1" x 3/4" |
| 5423-055 | 1 1/4" |
| 5423-194 | 1 1/4" x 3/4" |
| 5423-193 | 1 1/4" x 1" |
| 5423-189 | 1 1/2" |
| 5423-192 | 1 1/2" x 3/4" |
| 5423-190 | 1 1/2" x 1" |
| 5423-191 | 1 1/2" x 1 1/4" |
| 5423-195 | 2" |
| 5423-198 | 2" x 1" |
| 5423-197 | 2" x 1 1/4" |
| 5423-196 | 2" x 1 1/2" |



72300M

Male Adapter - No-Lead

- Pex x MNPT
- NSF / ANSI 61-4
- Pex End Conforms to ASTM F1807

| Part No. | Size |
|----------|-----------------|
| 5423-044 | 3/8" x 1/2" |
| 5423-021 | 1/2" |
| 5423-022 | 1/2" x 3/4" |
| 5423-024 | 3/4" |
| 5423-023 | 3/4" x 1/2" |
| 5423-108 | 3/4" x 1" |
| 5423-025 | 1" |
| 5423-081 | 1" x 3/4" |
| 5423-063 | 1 1/4" |
| 5423-203 | 1 1/4" x 1" |
| 5423-202 | 1 1/4" x 1 1/2" |
| 5423-446 | 1 1/2" |
| 5423-204 | 2" |




72300PB

PB Adapter - No-Lead

- Pex x PB (Polybutylene)
- NSF / ANSI 61-4
- Pex End Conforms to ASTM F1807

| Part No. | Size |
|----------|------|
| 5423-035 | 1/2" |
| 5423-036 | 3/4" |



72300F

Female Adapter - No-Lead

- Pex x FNPT
- NSF / ANSI 61-4
- Pex End Conforms to ASTM F1807

| Part No. | Size |
|----------|-----------------|
| 5423-032 | 1/2" |
| 5423-033 | 1/2" x 3/4" |
| 5423-034 | 3/4" |
| 5423-151 | 3/4" x 1/2" |
| 5423-107 | 3/4" x 1" |
| 5423-064 | 1" |
| 5423-082 | 1" x 3/4" |
| 5423-199 | 1 1/4" |
| 5423-200 | 1 1/4" x 1 1/2" |
| 5423-447 | 1 1/2" |
| 5423-201 | 2" |



72300SF

Female Adapter - No-Lead

- Pex x Female SWT
- NSF / ANSI 61-4
- Pex End Conforms to ASTM F1807

| Part No. | Size |
|----------|-------------|
| 5423-029 | 1/2" |
| 5423-150 | 1/2" x 3/4" |
| 5423-030 | 3/4" |
| 5423-031 | 1" |
| 5423-206 | 1 1/4" |
| 5423-205 | 1 1/2" |
| 5423-207 | 2" |



72300SFM

Combo Adapter - No-Lead

- Pex x Male Coupling or Female SWT
- NSF / ANSI 61-4
- Pex End Conforms to ASTM F1807

| Part No. | Size |
|----------|-----------------------|
| 5423-105 | 3/4" x 3/4" x or 1/2" |
| 5423-106 | 1" x 1" x 3/4" |



72300SM

Male Adapter - No-Lead

- Pex x Male SWT
- NSF / ANSI 61-4
- Pex End Conforms to ASTM F1807

| Part No. | Size |
|----------|-------------|
| 5423-026 | 1/2" |
| 5423-149 | 1/2" x 3/4" |
| 5423-027 | 3/4" |
| 5423-028 | 1" |
| 5423-062 | 1 1/4" |
| 5423-208 | 1 1/2" |
| 5423-209 | 2" |



72330

Tee - No-Lead

- Pex x Pex x Pex
- NSF / ANSI 61-4
- Pex Ends Conform to ASTM F1807

| Part No. | Size |
|----------|--------|
| 5423-245 | 3/8" |
| 5423-011 | 1/2" |
| 5423-012 | 3/4" |
| 5423-013 | 1" |
| 5423-053 | 1 1/4" |
| 5423-214 | 1 1/2" |
| 5423-229 | 2" |



72301

Swivel Adapter - No-Lead

- Pex x FNPT (Plastic Nut)
- NSF / ANSI 61-4
- Pex End Conforms to ASTM F1807

| Part No. | Size |
|----------|------|
| 5423-104 | 1/2" |



72330

Reducing Tee - No-Lead

- Pex x Pex x Pex
- NSF / ANSI 61-4
- Pex Ends Conform to ASTM F1807

| Part No. | Size | Part No. | Size |
|----------|--------------------|----------|--------------------------|
| 5423-014 | 1/2" x 3/4" | 5423-223 | 1 1/2" x 3/4" |
| 5423-015 | 3/4" x 1/2" x 1/2" | 5423-216 | 1 1/2" x 1" |
| 5423-016 | 3/4" x 1/2" x 3/4" | 5423-221 | 1 1/2" x 1 1/4" |
| 5423-017 | 3/4" x 1/2" | 5423-219 | 1 1/2" x 1" x 1" |
| 5423-148 | 3/4" x 1" | 5423-217 | 1 1/2" x 1 1/4" x 3/4" |
| 5423-019 | 1" x 1/2" | 5423-215 | 1 1/2" x 1 1/4" x 1" |
| 5423-018 | 1" x 3/4" x 3/4" | 5423-218 | 1 1/2" x 1 1/4" x 1 1/4" |
| 5423-043 | 1" x 3/4" x 1" | 5423-238 | 2" x 1/2" |
| 5423-020 | 1" x 3/4" | 5423-239 | 2" x 3/4" |
| 5423-225 | 1 1/4" x 1/2" | 5423-230 | 2" x 1" |
| 5423-226 | 1 1/4" x 3/4" | 5423-236 | 2" x 1 1/4" |
| 5423-054 | 1 1/4" x 1" | 5423-237 | 2" x 1 1/2" |
| 5423-228 | 1 1/4" x 1" x 3/4" | 5423-235 | 2" x 1 1/4" x 1 1/4" |
| 5423-227 | 1 1/4" x 1" x 1" | 5423-231 | 2" x 1 1/2" x 3/4" |
| 5423-220 | 1 1/2" x 1/2" | 5423-232 | 2" x 1 1/2" x 1" |
| | | 5423-234 | 2" x 1 1/2" x 1 1/4" |
| | | 5423-233 | 2" x 1 1/2" x 1 1/2" |



72301B

Swivel Adapter - No-Lead

- Pex x FNPT (Brass Nut)
- NSF / ANSI 61-4
- Pex End Conforms to ASTM F1807

| Part No. | Size |
|----------|------|
| 5423-134 | 1/2" |
| 5423-135 | 3/4" |
| 5423-210 | 1" |



72302

Plug - No-Lead

- Pex
- NSF / ANSI 61-4
- Pex End Conforms to ASTM F1807

| Part No. | Size |
|----------|--------|
| 5423-045 | 3/8" |
| 5423-037 | 1/2" |
| 5423-038 | 3/4" |
| 5423-039 | 1" |
| 5423-065 | 1 1/4" |
| 5423-212 | 1 1/2" |
| 5423-213 | 2" |



72390

90° Elbow - No-Lead

- Pex x Pex
- NSF / ANSI 61-4
- Pex Ends Conform to ASTM F1807

| Part No. | Size |
|----------|-------------|
| 5423-166 | 3/8" |
| 5423-005 | 1/2" |
| 5423-006 | 3/4" |
| 5423-008 | 3/4" x 1/2" |
| 5423-007 | 1" |
| 5423-056 | 1 1/4" |
| 5423-242 | 1 1/2" |
| 5423-244 | 2" |



72392F

90° Female Adapter Elbow - No-Lead

- Pex x Female SWT
- NSF / ANSI 61-4
- Pex End Conforms to ASTM F1807

| Part No. | Size |
|----------|-------------|
| 5423-057 | 5/8" x 3/4" |
| 5424-205 | 1/2" |
| 5423-160 | 1/2" x 3/4" |
| 5423-156 | 3/4" |



72391

90° Male Adapter Elbow - No-Lead

- Pex x MNPT
- NSF / ANSI 61-4
- Pex End Conforms to ASTM F1807

| Part No. | Size |
|----------|-------------|
| 5423-009 | 1/2" |
| 5423-167 | 1/2" x 3/4" |
| 5423-010 | 3/4" |



72392M

90° Male Adapter Elbow - No-Lead

- Pex x Male SWT
- NSF / ANSI 61-4
- Pex End Conforms to ASTM F1807

| Part No. | Size |
|----------|-------------|
| 5423-058 | 5/8" x 3/4" |
| 5424-206 | 1/2" |
| 5423-157 | 3/4" |



72392

90° Swivel Elbow - No-Lead

- FNPT Swivel (Plastic Nut) x Pex
- NSF / ANSI 61-4
- Pex End Conforms to ASTM F1807

| Part No. | Size |
|----------|------|
| 5423-060 | 1/2" |



72101P

Drop Ear Elbow - No-Lead

- FNPT x Pex
- Three Ear design
- NSF / ANSI 61-8 & NSF / ANSI 372
- Pex End Conforms to ASTM F1807

| Part No. | Size |
|----------|-------------|
| 5421-298 | 1/2" |
| 5424-208 | 1/2" x 3/8" |
| 5423-083 | 3/4" |



72392B

90° Swivel Elbow - No-Lead

- FNPT Swivel (Brass Nut) x Pex
- NSF / ANSI 61-4
- Pex End Conforms to ASTM F1807

| Part No. | Size |
|----------|------|
| 5424-207 | 1/2" |



72330PDE

Drop Ear Elbow Tee - No-Lead

- Pex x Pex x FNPT
- Two Ear design
- Pex Ends Conform to ASTM F1807

| Part No. | Size |
|----------|------|
| 5423-400 | 1/2" |
| 5423-401 | 3/4" |



72030P

Standard Port Ball Valve - No-Lead

- Pex x Pex, 400 WOG
- Pex Ends Conform to ASTM F1807
- Blowout proof stem
- NSF / ANSI 61-8 & NSF / ANSI 372

| Part No. | Size |
|----------|------|
| 5421-147 | 1/2" |
| 5421-148 | 3/4" |
| 5421-311 | 1" |



72033P

Standard Port Ball Valve with Drain No-Lead

- Pex x Pex, 400 WOG
- Pex Ends Conform to ASTM F1807
- Blowout proof stem

| Part No. | Size |
|----------|------|
| 5423-119 | 1/2" |
| 5423-120 | 3/4" |



72030EP

Full Port Ball Valve - No-Lead

- Pex x Pex, 400 WOG
- Pex Ends Conform to ASTM F1807
- Blowout proof stem
- NSF / ANSI 61-4 & NSF / ANSI 372

| Part No. | Size | Part No. | Size |
|----------|------|----------|--------|
| 5420-457 | 1/2" | 5420-459 | 1" |
| 5420-458 | 3/4" | 5427-057 | 1 1/4" |



72033EP

Standard Port Ball Valve with Drain No-Lead

- Pex x Pex, 400 WOG
- Pex Ends Conform to ASTM F1807
- NSF / ANSI 61-4
- Blowout proof stem

| Part No. | Size |
|----------|------|
| 5423-443 | 1/2" |
| 5423-444 | 3/4" |
| 5423-445 | 1" |



72030DEP

Ball Valve Drop Ear - No-Lead

- Pex x Pex, 400 WOG
- Pex Ends Conform to ASTM F1807
- Blowout proof stem
- NSF / ANSI 61-8 & NSF / ANSI 372

| Part No. | Size |
|----------|------|
| 5427-050 | 1/2" |
| 5427-051 | 3/4" |



72030MP

Standard Port Ball Valve - No-Lead

- Pex x MNPT, 400 WOG
- Pex End Conforms to ASTM F1807
- Blowout proof stem

| Part No. | Size |
|----------|------|
| 5424-244 | 1/2" |
| 5424-245 | 3/4" |



72030FP

Standard Port Ball Valve - No-Lead

- Pex x FNPT, 400 WOG
- Pex End Conforms to ASTM F1807
- Blowout proof stem
- 1" comes with lever handle

| Part No. | Size |
|----------|------|
| 5424-246 | 1/2" |
| 5424-247 | 3/4" |
| 5423-102 | 1" |



72030PC

Standard Port Ball Valve - No-Lead

- SWT x Pex, 400 WOG, 150 WSP
- Pex End Conforms to ASTM F1807
- Blowout proof stem
- NSF / ANSI 61-8 & NSF / ANSI 372

| Part No. | Size |
|----------|------|
| 5421-309 | 1/2" |
| 5421-310 | 3/4" |



72014PWF

Angle Sillcock with Wide Flange - No-Lead

- Pex x MGHT, 125 WOG
- NSF / ANSI 372 & NSF / ANSI 61
- Pex End Conforms to ASTM F1807

| Part No. | Size |
|----------|------|
| 5427-019 | 1/2" |
| 5427-016 | 3/4" |



72008P

Boiler Drain - No-Lead

- Pex or MNPT x MGHT, 125 WOG
- Pex End Conforms to ASTM F1807
- NSF / ANSI 372 & NSF / ANSI 61

| Part No. | Size |
|----------|------|
| 5420-200 | 1/2" |
| 5423-448 | 3/4" |



72034SP
Standard Port Gate Valve - No-Lead
 - Pex x Pex, 200 WOG
 - Non-rising stem
 - Pex Ends Conform to ASTM F1807
 - NSF / ANSI 61

| Part No. | Size |
|----------|------|
| 5420-205 | 1/2" |
| 5420-206 | 3/4" |



72080P
Straight Quarter Turn Supply Stop - No-Lead
 - Pex x Comp
 - NSF / ANSI 61-8 & NSF / ANSI 372
 - Pex End Conforms to ASTM F1807

| Part No. | Size |
|----------|-------------|
| 5421-232 | 1/2" x 3/8" |



72011P
Frostproof Sillcock with Vacuum Breaker Antisiphon-Multi-Turn Operation - No-Lead
 - Pex x MGHT, 125 PSI
 - Chrome Plated Body
 - NSF / ANSI 372 & NSF / ANSI 61
 - Pex End Conforms to ASTM F1807

| Part No. | Size |
|----------|------------|
| 5420-290 | 1/2" x 4" |
| 5420-291 | 1/2" x 6" |
| 5420-292 | 1/2" x 8" |
| 5420-293 | 1/2" x 10" |
| 5420-294 | 1/2" x 12" |



72080PP
Straight Quarter Turn Supply Stop - No-Lead
 - Pex x Pex
 - NSF / ANSI 61-8 & NSF / ANSI 372
 - Pex Ends Conform to ASTM F1807

| Part No. | Size |
|----------|-------------|
| 5421-241 | 1/2" x 1/2" |



72011PQT
Frostproof Sillcock with Vacuum Breaker Quarter Turn Operation - No-Lead
 - Pex x MGHT, 125 PSI
 - Chrome Plated Body
 - NSF / ANSI 372 & NSF / ANSI 61
 - Pex End Conforms to ASTM F1807

| Part No. | Size |
|----------|------------|
| 5424-482 | 1/2" x 4" |
| 5424-483 | 1/2" x 6" |
| 5424-484 | 1/2" x 8" |
| 5424-485 | 1/2" x 10" |
| 5424-486 | 1/2" x 12" |
| 5424-487 | 1/2" x 14" |



72082PI
Angle Quarter Turn Supply Stop Icemaker - No-Lead
 - Pex x Comp
 - NSF / ANSI 61-8 & NSF / ANSI 372
 - Pex End Conforms to ASTM F1807

| Part No. | Size |
|----------|-------------|
| 5421-295 | 1/2" x 1/4" |



72080PI
Straight Quarter Turn Supply Stop Icemaker - No-Lead
 - Pex x Comp
 - NSF / ANSI 61-8 & NSF / ANSI 372
 - Pex End Conforms to ASTM F1807

| Part No. | Size |
|----------|-------------|
| 5424-467 | 1/2" x 1/4" |



72082P
Angle Quarter Turn Supply Stop - No-Lead
 - Pex x Comp
 - NSF / ANSI 61-8 & NSF / ANSI 372
 - Pex End Conforms to ASTM F1807

| Part No. | Size |
|----------|-------------|
| 5421-236 | 1/2" x 3/8" |



2400EX

Coupling - Poly - No-Lead

- Expansion Pex x Expansion Pex
- Pex Ends Conform to ASTM F1960

| Part No. | Size |
|----------|-------------|
| 4423-374 | 1/2" |
| 4423-376 | 1/2" x 3/4" |
| 4423-375 | 3/4" |
| 4423-377 | 1" |
| 4423-378 | 1" x 3/4" |



2402EX

Plug - Poly - No-Lead

- Expansion Pex
- Pex End Conforms to ASTM F1960

| Part No. | Size |
|----------|------|
| 4423-384 | 1/2" |
| 4423-385 | 3/4" |
| 4423-386 | 1" |



2490EX

90° Elbow - Poly - No-Lead

- Expansion Pex x Expansion Pex
- Pex Ends Conform to ASTM F1960

| Part No. | Size |
|----------|-------------|
| 4423-380 | 1/2" |
| 4423-381 | 3/4" |
| 4423-382 | 3/4" x 1/2" |
| 4423-383 | 1" |



2490EXM

90° Male Adapter Elbow - Poly No-Lead

- Expansion Pex x MNPT
- Pex End Conforms to ASTM F1960

| Part No. | Size |
|----------|------|
| 4423-437 | 1/2" |



2492EXF

90° Female Swivel Elbow - Poly - No-Lead

- FNPT x Expansion Pex
- Pex End Conforms to ASTM F1960

| Part No. | Size |
|----------|------|
| 4423-436 | 1/2" |



2430EX

Tee - Poly - No-Lead

- Expansion Pex x Expansion Pex x Expansion Pex
- Pex Ends Conform to ASTM F1960

| Part No. | Size |
|----------|------|
| 4423-389 | 1/2" |
| 4423-391 | 3/4" |
| 4423-395 | 1" |



2430EX

Reducing Tee - Poly - No-Lead

- Expansion Pex x Expansion Pex x Expansion Pex
- Pex Ends Conform to ASTM F1960

| Part No. | Size | Part No. | Size |
|----------|--------------------|----------|------------------|
| 4423-390 | 1/2" x 3/4" | 4423-438 | 3/4" x 1" |
| 4423-392 | 3/4" x 1/2" | 4423-396 | 1" x 1/2" |
| 4423-393 | 3/4" x 1/2" x 1/2" | 4423-397 | 1" x 3/4" |
| 4423-394 | 3/4" x 1/2" x 3/4" | 4423-398 | 1" x 3/4" x 3/4" |
| | | 4423-399 | 1" x 3/4" x 1" |



2400EXM

Male Adapter - Poly - No-Lead

- Expansion Pex x MNPT
- Pex End Conforms to ASTM F1960

| Part No. | Size |
|----------|-------------|
| 4423-387 | 1/2" |
| 4423-388 | 3/4" |
| 4423-434 | 1/2" x 3/4" |



2400EXF

Female Swivel Adapter - Poly - No-Lead

- Expansion Pex x FNPT
- Pex End Conforms to ASTM F1960

| Part No. | Size |
|----------|------|
| 4423-435 | 1/2" |



2300EXR

Expansion Pex Ring

| Part No. | Size |
|----------|------|
| 4423-440 | 1/2" |
| 4423-441 | 3/4" |
| 4423-442 | 1" |

No-Lead Brass Expansion Pex



72300EXM

Male Adapter - No-Lead

- Expansion Pex x MNPT
- Pex End Conforms to ASTM F1960
- NSF / ANSI 61-4

| Part No. | Size |
|----------|-------------|
| 5423-250 | 3/8" x 1/2" |
| 5423-251 | 1/2" |
| 5423-252 | 1/2" x 3/4" |
| 5423-256 | 3/4" |
| 5423-255 | 3/4" x 1/2" |
| 5423-257 | 3/4" x 1" |
| 5423-259 | 1" |
| 5423-258 | 1" x 3/4" |



72300EX

Coupling - No-Lead

- Expansion Pex x Expansion Pex
- Pex Ends Conform to ASTM F1960
- NSF / ANSI 61-4

| Part No. | Size |
|----------|-------------|
| 5423-288 | 3/8" |
| 5423-290 | 1/2" |
| 5423-289 | 1/2" x 3/8" |
| 5423-294 | 3/4" |
| 5423-293 | 3/4" x 1/2" |
| 5423-296 | 1" |
| 5423-295 | 1" x 3/4" |



72300EXF

Female Adapter - No-Lead

- Expansion Pex x FNPT
- Pex End Conforms to ASTM F1960
- NSF / ANSI 61-4

| Part No. | Size |
|----------|-------------|
| 5423-261 | 1/2" |
| 5423-262 | 1/2" x 3/4" |
| 5423-264 | 3/4" |
| 5423-263 | 3/4" x 1/2" |
| 5423-265 | 3/4" x 1" |
| 5423-266 | 1" |
| 5423-267 | 1" x 3/4" |



72390EX

90° Elbow - No-Lead

- Expansion Pex x Expansion Pex
- Pex Ends Conform to ASTM F1960
- NSF / ANSI 61-4

| Part No. | Size |
|----------|------|
| 5423-302 | 3/8" |
| 5423-304 | 1/2" |
| 5423-308 | 3/4" |
| 5423-310 | 1" |



72300EXSM

Male Adapter - No-Lead

- Expansion Pex x Male SWT
- Pex End Conforms to ASTM F1960
- NSF / ANSI 61-4

| Part No. | Size |
|----------|-------------|
| 5423-269 | 1/2" |
| 5423-272 | 1/2" x 3/4" |
| 5423-274 | 3/4" |
| 5423-276 | 1" |



72330EX

Tee - No-Lead

- Expansion Pex x Expansion Pex x Expansion Pex
- Pex Ends Conform to ASTM F1960
- NSF / ANSI 61-4

| Part No. | Size |
|----------|------|
| 5423-312 | 1/2" |
| 5423-313 | 3/4" |
| 5423-314 | 1" |



72300EXSF

Female Adapter - No-Lead

- Expansion Pex x Female SWT
- Pex End Conforms to ASTM F1960
- NSF / ANSI 61-4

| Part No. | Size |
|----------|-------------|
| 5423-279 | 1/2" |
| 5423-283 | 1/2" x 3/4" |
| 5423-284 | 3/4" |
| 5423-286 | 1" |



72330EX

Reducing Tee - No-Lead

- Expansion Pex x Expansion Pex x Expansion Pex
- Pex Ends Conform to ASTM F1960
- NSF / ANSI 61-4

| Part No. | Size |
|----------|--------------------|
| 5423-319 | 1/2" x 3/4" |
| 5423-320 | 3/4" x 1/2" x 1/2" |
| 5423-321 | 3/4" x 1/2" x 3/4" |
| 5423-323 | 3/4" x 1/2" |
| 5423-324 | 3/4" x 1" |
| 5423-330 | 1" x 1/2" |
| 5423-328 | 1" x 3/4" x 3/4" |
| 5423-329 | 1" x 3/4" x 1" |
| 5423-331 | 1" x 3/4" |




72302EX

Plug - No-Lead

- Expansion Pex
- Pex End Conforms to ASTM F1960
- NSF / ANSI 61-4

| Part No. | Size |
|----------|--------|
| 5423-332 | 3/8" |
| 5423-333 | 1/2" |
| 5423-334 | 3/4" |
| 5423-335 | 1" |
| 5423-336 | 1 1/4" |



72392EXSM

90° Male Adapter Elbow - No-Lead

- Expansion Pex x Male SWT
- Pex End Conforms to ASTM F1960
- NSF / ANSI 61-4

| Part No. | Size |
|----------|------|
| 5423-345 | 1/2" |
| 5423-348 | 3/4" |



72392EX

90° Swivel Elbow - No-Lead

- FNPT (Plastic Nut) x Expansion Pex
- Pex End Conforms to ASTM F1960
- NSF / ANSI 61-4

| Part No. | Size |
|----------|------|
| 5423-340 | 1/2" |
| 5423-344 | 3/4" |



72392EXSF

90° Female Adapter Elbow - No-Lead

- Expansion Pex x Female SWT
- Pex End Conforms to ASTM F1960
- NSF / ANSI 61-4

| Part No. | Size |
|----------|-------------|
| 5423-358 | 1/2" |
| 5423-357 | 1/2" x 3/4" |
| 5423-362 | 5/8" x 3/4" |
| 5423-359 | 3/4" |



72391EXM

90° Male Adapter Elbow - No-Lead

- MNPT x Expansion Pex
- Pex End Conforms to ASTM F1960
- NSF / ANSI 61-4

| Part No. | Size |
|----------|-------------|
| 5423-351 | 1/2" |
| 5423-352 | 1/2" x 3/4" |
| 5423-354 | 3/4" |



72101EXP

Drop Ear Elbow - No-Lead

- FNPT x Expansion Pex
- Three Ear Design
- Pex End Conforms to ASTM F1960
- NSF / ANSI 61-8 & NSF / ANSI 372

| Part No. | Size |
|----------|------|
| 5423-246 | 1/2" |
| 5423-300 | 3/4" |



72330EXPDE

Drop Ear Elbow - Tee - No-Lead

- Expansion Pex x Expansion Pex x FNPT
- Two Ear Design
- Pex End Conforms to ASTM F1960

| Part No. | Size |
|----------|------|
| 5423-402 | 1/2" |
| 5423-403 | 3/4" |

No-Lead Expansion Pex



72082EXP
Angle Quarter Turn Supply Stop - No-Lead
 - Expansion Pex x Comp
 - NSF / ANSI 61-8 & NSF / ANSI 372
 - Pex End Conforms to ASTM F1960

| Part No. | Size |
|----------|-------------|
| 5427-007 | 1/2" x 3/8" |



72080EXPI
Straight Quarter Turn Supply Stop Icemaker - No-Lead
 - Expansion Pex x Comp
 - NSF / ANSI 61-8 & NSF / ANSI 372
 - Pex End Conforms to ASTM F1960

| Part No. | Size |
|----------|-------------|
| 5427-006 | 1/2" x 1/4" |



72082EXPI
Angle Quarter Turn Supply Stop Icemaker - No-Lead
 - Expansion Pex x Comp
 - NSF / ANSI 61-8 & NSF / ANSI 372
 - Pex End Conforms to ASTM F1960

| Part No. | Size |
|----------|-------------|
| 5427-010 | 1/2" x 1/4" |



72080EXPP
Straight Quarter Turn Supply Stop - No-Lead
 - Expansion Pex x Expansion Pex
 - Pex End Conforms to ASTM F1960

| Part No. | Size |
|----------|------|
| 5423-424 | 1/2" |



72082EXPD
Quarter Turn Supply Stop Dual Outlet - No-Lead
 - Expansion Pex x Comp x Comp
 - NSF / ANSI 61-8 & NSF / ANSI 372
 - Pex End Conforms to ASTM F1960

| Part No. | Size |
|----------|--------------------|
| 5427-008 | 1/2" x 3/8" x 3/8" |



72030EXMP
Standard Port Ball Valve - No-Lead
 - MNPT x Expansion Pex, 400 WOG
 - Pex End Conforms to ASTM F1960
 - NSF / ANSI 61-8 & NSF / ANSI 372
 - Blowout proof stem

| Part No. | Size |
|----------|------|
| 5423-247 | 3/4" |
| 5423-249 | 1" |



72080EXP
Straight Quarter Turn Supply Stop - No-Lead
 - Expansion Pex x Comp
 - NSF / ANSI 61-8 & NSF / ANSI 372
 - Pex End Conforms to ASTM F1960

| Part No. | Size |
|----------|-------------|
| 5427-005 | 1/2" x 3/8" |



72030EXP
Full Port Ball Valve - No-Lead
 - Expansion Pex x Expansion Pex, 400 WOG
 - Blowout proof stem
 - Pex Ends Conform to ASTM F1960
 - NSF / ANSI 61-8 & NSF / ANSI 372

| Part No. | Size |
|----------|------|
| 5427-052 | 1/2" |
| 5427-053 | 3/4" |
| 5427-054 | 1" |



72033EXP

Full Port Ball Valve with Drain No-Lead

- Expansion Pex x Expansion Pex, 400 WOG
- Pex End Conforms to ASTM F1960
- NSF / ANSI 61-8 & NSF / ANSI 372
- Blowout proof stem

| Part No. | Size |
|----------|------|
| 5427-187 | 1/2" |
| 5427-188 | 3/4" |
| 5427-189 | 1" |



72014EXPWF

Angle Sillcock with Wide Flange No-Lead

- Expansion Pex x MGHT, 125 WOG
- Pex End Conforms to ASTM F1960
- NSF / ANSI 61-8 & NSF / ANSI 372
- Blowout proof stem

| Part No. | Size |
|----------|------|
| 5423-449 | 1/2" |
| 5423-450 | 3/4" |



72011EXP

Frostproof Sillcock with Vacuum Breaker Antisiphon - Multi-Turn Operation - No-Lead

- Expansion Pex x MGHT, 125 PSI
- Chrome Plated Body
- NSF / ANSI 372
- Pex End Conforms to ASTM F1960

| Part No. | Size |
|----------|------------|
| 5423-363 | 1/2" x 4" |
| 5423-364 | 1/2" x 6" |
| 5423-248 | 1/2" x 8" |
| 5423-365 | 1/2" x 10" |
| 5423-366 | 1/2" x 12" |



72011EXPQT

Frostproof Sillcock with Vacuum Breaker - Quarter Turn Operation - No-Lead

- Expansion Pex x MGHT, 125 PSI
- Chrome Plated Body
- Pex End Conforms to ASTM F1960
- NSF / ANSI 372 & NSF / ANSI 61

| Part No. | Size |
|----------|------------|
| 5423-408 | 1/2" x 4" |
| 5423-410 | 1/2" x 8" |
| 5423-412 | 1/2" x 12" |

No-Lead Pex Manifolds & Stub Outs



2504
Manifold - Four branch - No-Lead
 - 3/4" Pex Inlet
 - 1" trunk - type L
 - 1/2" Pex branches - 2" on center
 - Spun closed end
 - Pex Ends Conform to ASTM F1807

| Part No. | Size |
|----------|-------------|
| 4423-109 | 3/4" x 1/2" |



2590
Stub Out Elbow - No-Lead
 - Pex
 - Spun closed end
 - Pex End Conforms to ASTM F1807

| Part No. | Size |
|----------|--------------------|
| 4423-112 | 1/2" x 3 1/2" x 6" |
| 4423-114 | 1/2" x 3 1/2" x 8" |
| 4423-116 | 3/4" x 4 1/2" x 8" |



2506
Manifold - Six branch - No-Lead
 - 3/4" Pex Inlet
 - 1" trunk - type L
 - 1/2" Pex branches - 2" on center
 - Spun closed end
 - Pex Ends Conform to ASTM F1807

| Part No. | Size |
|----------|-------------|
| 4423-110 | 3/4" x 1/2" |



2591
Stub Out Elbow with Nail Flange - No-Lead
 - Pex
 - Spun closed end
 - Nail to backing board for rigid installation
 - Pex End Conforms to ASTM F1807

| Part No. | Size |
|----------|--------------------|
| 4423-113 | 1/2" x 3 1/2" x 6" |
| 4423-115 | 1/2" x 3 1/2" x 8" |
| 4423-117 | 3/4" x 4 1/2" x 8" |



2508
Manifold - Eight branch - No-Lead
 - 3/4" Pex Inlet
 - 1" trunk - type L
 - 1/2" Pex branches - 2" on center
 - Spun closed end
 - Pex Ends Conform to ASTM F1807

| Part No. | Size |
|----------|-------------|
| 4423-111 | 3/4" x 1/2" |



2592
Stub Out Elbow - No-Lead
 - Pex
 - For sweat connections to standard tub/shower valves
 - Pex End Conforms to ASTM F1807

| Part No. | Size |
|----------|----------------|
| 4423-118 | 1/2" x 4" x 3" |



2590EX
Stub Out Elbow - No-Lead
 - Expansion Pex
 - Spun closed end
 - Pex End Conforms to ASTM F1960

| Part No. | Size |
|----------|--------------------|
| 4423-459 | 1/2" x 3 1/2" x 6" |

No-Lead Pex & Expansion Pex



2302CCT

Pex Crimp Tool - Composite Handle - 1/2"

- Crimps conform to ASTM F1807 specifications
- Tools are supplied with go/no-go gages
- Tool length = 12"

| Part No. | Size |
|----------|------------|
| 4423-127 | 1/2" x 12" |



2306CCT

Pex Crimp Tool - Composite Handle - 1/2" & 3/4"

- Crimps conform to ASTM F1807 specifications
- Tools are supplied with go/no-go gages
- Tool length = 12"

| Part No. | Size |
|----------|-------------|
| 4423-129 | 1/2" & 3/4" |



2303CCT

Pex Crimp Tool - Composite Handle - 3/4"

- Crimps conform to ASTM F1807 specifications
- Tools are supplied with go/no-go gages
- Tool length = 12"

| Part No. | Size |
|----------|------------|
| 4423-128 | 3/4" x 12" |



2301ACT

Pex Angle Crimp Tool - 1/2"

- Crimps conform to ASTM F1807 specifications
- Tools are supplied with go/no-go gages
- Tool length = 12"

| Part No. | Size |
|----------|------------|
| 4423-125 | 1/2" x 12" |



2304CCT

Pex Crimp Tool - Composite Handle - 1"

- Crimps conform to ASTM F1807 specifications
- Tools are supplied with go/no-go gages
- Tool length = 12"

| Part No. | Size |
|----------|----------|
| 4423-461 | 1" x 12" |



2302ACT

Pex Angle Crimp Tool - 3/4"

- Crimps conform to ASTM F1807 specifications
- Tools are supplied with go/no-go gages
- Tool length = 12"

| Part No. | Size |
|----------|------------|
| 4423-126 | 3/4" x 12" |



2305SCT

Pex Crimp Tool - 1 1/4"

- Crimps conform to ASTM F1807 specifications
- Tools are supplied with go/no-go gages
- Tool length = 19"

| Part No. | Size |
|----------|--------------|
| 4423-155 | 1 1/4" x 19" |



2300CCTK

Pex Crimp Tool Kit - 3/8", 1/2", 3/4", & 1"

| Part No. |
|----------|
| 4423-404 |

No-Lead Pex Tools & Accessories

No-Lead Pex & Expansion Pex



2300CRC

Pex Crimp Ring Cutter

- This unique tool is designed for fitting recovery without damaging sealing surfaces.
- Suitable for use on 1/2" 5/8", 3/4", & 1" Pex pipe sizes
- Tool length = 8"

Part No.
4423-133



2300RT

Pex Ratchet Tool Oetiker Clamp

- Assembles 3/8", 1/2", 5/8", 3/4" & 1" Oetiker Pex Clamp sizes
- Crimps conform to ASTM F2098 specifications
- Tool length = 11"
- Calibration gage included

Part No.
4423-052



2300RTH

Pex 3-Handle Ratchet Tool - Oetiker Clamp

- Unique third handle design allows for simplified one handed ratchet engagement
- Crimps conform to ASTM F2098 specifications
- Tool length = 11"
- Calibration gage included

Part No.
4423-074



2300SSCUTTER

Stainless-Steel Pex Clamp Cutter

Part No.
4423-405



2300SSC

Stainless-Steel Oetiker Pex Grip

- Oetiker stainless-steel (grade 304) clamps have a maximum operating temperature of 180°F and maximum operating pressure of 100 PSI
- Clamps do not require the use of a "go/no-go" gauge resulting in faster installation times
- Rings & tools are compatible with F1807 & F2159 pex fittings & all ASTM 876 & 877 pex pipe
- Clamps are patented pex assembly clamps designed by ASTM F2098

| Part No. | Size |
|----------|------|
| 4423-048 | 3/8" |
| 4423-049 | 1/2" |
| 4423-050 | 3/4" |
| 4423-051 | 1" |



2300TRK

Oetiker Ratchet Tool Repair Kit

- Includes Pivot Pins, retaining rings, tension spring, ratchet, ratchet lever, ratchet lever spring

Part No.
4423-068



2300PTC

Pex Tube Cutter

- Designed to cut 1/2" & 3/4" Pex pipe

Part No.
4423-130



2300CR

Copper Crimp Ring

- Conforms to standard 14 UPC
- Conforms to ASTM F845 & F1807
- Pure annealed blackend copper

| Part No. | Size | Part No. | Size |
|----------|------|----------|--------|
| 4423-046 | 3/8" | 4423-042 | 1" |
| 4423-040 | 1/2" | 4423-067 | 1 1/4" |
| 4423-066 | 5/8" | 4423-367 | 1 1/2" |
| 4423-041 | 3/4" | 4423-368 | 2" |



2300IRR

Stainless-Steel Oetiker Ear Clamp

- With mechanical interlock
- 155 Stainless-Steel

Part No. **Size**
4423-462 1"



**WITHOUT
YOU
THERE IS
NO US.**



No-Lead Pipe Nipples & Threaded Fittings

Plumbing Catalog - December 2022



No-Lead Brass Pipe Nipples

2200

Red Brass Pipe Nipples - No-Lead

- Threads Conform to ANSI B1.20.1

- NSF / ANSI 61-8 & NSF / ANSI 372



Meets the Requirements of
NSF/ANSI/CAN 61 & 372



| Part No. | Size | Part No. | Size | Part No. | Size | Part No. | Size |
|----------|-----------------------|----------|-----------------------|----------|-------------------------|----------|-------------------------|
| 4422-478 | 1/8" x Close (3/4") | 4422-355 | 3/4" x Close (1 3/8") | 4422-388 | 1 1/4" x Close (1 5/8") | 4422-489 | 2 1/2" x Close (2 1/2") |
| 4422-479 | 1/8" x 1 1/2" | 4422-356 | 3/4" x 1 1/2" | 4422-389 | 1 1/4" x 2" | 4422-472 | 2 1/2" x 3" |
| 4422-480 | 1/8" x 2" | 4422-357 | 3/4" x 2" | 4422-390 | 1 1/4" x 2 1/2" | 4424-261 | 2 1/2" x 3 1/2" |
| 4422-481 | 1/8" x 2 1/2" | 4422-358 | 3/4" x 2 1/2" | 4422-391 | 1 1/4" x 3" | 4422-473 | 2 1/2" x 4" |
| 4422-482 | 1/8" x 3" | 4422-359 | 3/4" x 3" | 4422-392 | 1 1/4" x 3 1/2" | 4424-262 | 2 1/2" x 4 1/2" |
| 4422-483 | 1/8" x 3 1/2" | 4422-360 | 3/4" x 3 1/2" | 4422-393 | 1 1/4" x 4" | 4422-490 | 2 1/2" x 5" |
| 4422-484 | 1/8" x 4" | 4422-361 | 3/4" x 4" | 4422-394 | 1 1/4" x 4 1/2" | 4424-264 | 2 1/2" x 6" |
| 4422-485 | 1/8" x 4 1/2" | 4422-362 | 3/4" x 4 1/2" | 4422-395 | 1 1/4" x 5" | 4424-265 | 2 1/2" x 8" |
| 4422-486 | 1/8" x 5" | 4422-363 | 3/4" x 5" | 4422-396 | 1 1/4" x 5 1/2" | 4424-266 | 2 1/2" x 10" |
| 4422-487 | 1/8" x 5 1/2" | 4422-364 | 3/4" x 5 1/2" | 4422-397 | 1 1/4" x 6" | 4424-267 | 2 1/2" x 12" |
| 4422-488 | 1/8" x 6" | 4422-365 | 3/4" x 6" | 4422-398 | 1 1/4" x 7" | 4427-085 | 2 1/2" x 24" |
| | | 4424-361 | 3/4" x 6 1/2" | 4422-399 | 1 1/4" x 8" | | |
| 4422-304 | 1/4" x Close (7/8") | 4422-366 | 3/4" x 7" | 4422-401 | 1 1/4" x 10" | | |
| 4422-305 | 1/4" x 1 1/2" | 4422-367 | 3/4" x 8" | 4422-403 | 1 1/4" x 12" | 4422-492 | 3" x Close (2 5/8") |
| 4422-306 | 1/4" x 2" | 4422-369 | 3/4" x 10" | | | 4424-268 | 3" x 3" |
| 4422-307 | 1/4" x 2 1/2" | 4424-305 | 3/4" x 10 1/2" | 4422-404 | 1 1/2" x Close (1 3/4") | 4422-494 | 3" x 4" |
| 4422-308 | 1/4" x 3" | 4422-371 | 3/4" x 12" | 4422-405 | 1 1/2" x 2" | 4424-270 | 3" x 4 1/2" |
| 4422-309 | 1/4" x 3 1/2" | 4424-307 | 3/4" x 15 1/2" | 4422-406 | 1 1/2" x 2 1/2" | 4424-210 | 3" x 5" |
| 4422-310 | 1/4" x 4" | 4424-376 | 3/4" x 17" | 4422-407 | 1 1/2" x 3" | 4424-271 | 3" x 5 1/2" |
| 4422-311 | 1/4" x 4 1/2" | 4422-433 | 3/4" x 18" | 4422-408 | 1 1/2" x 3 1/2" | 4422-474 | 3" x 6" |
| 4422-312 | 1/4" x 5" | 4424-386 | 3/4" x 20" | 4422-409 | 1 1/2" x 4" | 4424-272 | 3" x 8" |
| 4422-313 | 1/4" x 5 1/2" | 4422-434 | 3/4" x 24" | 4422-410 | 1 1/2" x 4 1/2" | 4424-273 | 3" x 10" |
| 4422-314 | 1/4" x 6" | 4422-435 | 3/4" x 30" | 4422-411 | 1 1/2" x 5" | 4422-475 | 3" x 12" |
| 4422-316 | 1/4" x 8" | 4422-436 | 3/4" x 36" | 4422-412 | 1 1/2" x 5 1/2" | | |
| 4422-318 | 1/4" x 10" | | | 4422-413 | 1 1/2" x 6" | 4422-496 | 4" x Close (2 5/8") |
| 4422-320 | 1/4" x 12" | 4422-372 | 1" x Close (1 1/2") | 4422-415 | 1 1/2" x 8" | 4424-274 | 4" x 3" |
| 4424-338 | 1/4" x 18" | 4422-373 | 1" x 2" | 4422-416 | 1 1/2" x 9" | 4424-276 | 4" x 4" |
| | | 4422-374 | 1" x 2 1/2" | 4422-417 | 1 1/2" x 10" | 4422-476 | 4" x 6" |
| 4422-321 | 3/8" x Close (1") | 4422-375 | 1" x 3" | 4422-419 | 1 1/2" x 12" | 4424-211 | 4" x 8" |
| 4422-322 | 3/8" x 1 1/2" | 4422-376 | 1" x 3 1/2" | 4422-441 | 1 1/2" x 18" | 4422-477 | 4" x 12" |
| 4422-323 | 3/8" x 2" | 4422-377 | 1" x 4" | 4422-442 | 1 1/2" x 24" | | |
| 4422-324 | 3/8" x 2 1/2" | 4422-378 | 1" x 4 1/2" | 4422-443 | 1 1/2" x 30" | | |
| 4422-325 | 3/8" x 3" | 4422-379 | 1" x 5" | 4422-444 | 1 1/2" x 36" | | |
| 4422-326 | 3/8" x 3 1/2" | 4422-380 | 1" x 5 1/2" | | | | |
| 4422-327 | 3/8" x 4" | 4422-381 | 1" x 6" | 4422-420 | 2" x Close (2") | | |
| 4422-328 | 3/8" x 4 1/2" | 4422-382 | 1" x 7" | 4422-421 | 2" x 2 1/2" | | |
| 4422-329 | 3/8" x 5" | 4422-383 | 1" x 8" | 4422-422 | 2" x 3" | | |
| 4422-330 | 3/8" x 5 1/2" | 4422-385 | 1" x 10" | 4422-423 | 2" x 3 1/2" | | |
| 4422-331 | 3/8" x 6" | 4422-387 | 1" x 12" | 4422-424 | 2" x 4" | | |
| | | 4422-437 | 1" x 18" | 4422-425 | 2" x 4 1/2" | | |
| 4422-338 | 1/2" x Close (1 1/8") | 4422-438 | 1" x 24" | 4422-426 | 2" x 5" | | |
| 4422-339 | 1/2" x 1 1/2" | 4422-439 | 1" x 30" | 4422-427 | 2" x 5 1/2" | | |
| 4422-340 | 1/2" x 2" | 4422-440 | 1" x 36" | 4422-428 | 2" x 6" | | |
| 4422-341 | 1/2" x 2 1/2" | 4424-239 | 1" x 48" | 4422-430 | 2" x 8" | | |
| 4422-342 | 1/2" x 3" | | | 4424-306 | 2" x 9" | | |
| 4422-343 | 1/2" x 3 1/2" | | | 4422-445 | 2" x 10" | | |
| 4422-344 | 1/2" x 4" | | | 4422-446 | 2" x 12" | | |
| 4422-345 | 1/2" x 4 1/2" | | | 4424-304 | 2" x 16 3/4" | | |
| 4422-346 | 1/2" x 5" | | | 4422-447 | 2" x 18" | | |
| 4422-347 | 1/2" x 5 1/2" | | | 4422-448 | 2" x 24" | | |
| 4422-348 | 1/2" x 6" | | | 4422-449 | 2" x 30" | | |
| 4422-349 | 1/2" x 7" | | | 4422-450 | 2" x 36" | | |
| 4422-350 | 1/2" x 8" | | | 4422-471 | 2" x 48" | | |
| 4422-352 | 1/2" x 10" | | | 4422-491 | 2" x 72" | | |
| 4422-354 | 1/2" x 12" | | | | | | |
| 4424-341 | 1/2" x 18" | | | | | | |
| 4424-409 | 1/2" x 24" | | | | | | |
| 4424-410 | 1/2" x 36" | | | | | | |

No-Lead Pipe Nipples & Threaded Fittings



2200CP

Chrome Plated Pipe Nipples - No-Lead

- Threads Conform to ANSI B1.20.1

| Part No. | Size |
|----------|-----------------------|
| 4425-020 | 3/8" x Close (1") |
| 4425-021 | 3/8" x 1 1/2" |
| 4425-022 | 3/8" x 2" |
| 4425-023 | 3/8" x 2 1/2" |
| 4425-024 | 3/8" x 3" |
| 4425-025 | 3/8" x 3 1/2" |
| 4425-026 | 3/8" x 4" |
| 4425-027 | 3/8" x 4 1/2" |
| 4425-028 | 3/8" x 5" |
| 4425-029 | 3/8" x 5 1/2" |
| 4425-030 | 3/8" x 6" |
| 4425-031 | 1/2" x Close (1 1/8") |
| 4425-032 | 1/2" x 1 1/2" |
| 4425-033 | 1/2" x 2" |
| 4425-034 | 1/2" x 2 1/2" |
| 4425-035 | 1/2" x 3" |
| 4425-036 | 1/2" x 3 1/2" |
| 4425-037 | 1/2" x 4" |
| 4425-038 | 1/2" x 4 1/2" |
| 4425-039 | 1/2" x 5" |
| 4425-040 | 1/2" x 5 1/2" |
| 4425-041 | 1/2" x 6" |
| 4425-042 | 3/4" x Close (1 3/8") |
| 4425-044 | 3/4" x 2" |
| 4425-048 | 3/4" x 4" |
| 4425-050 | 3/4" x 5" |

No-Lead Brass Threaded Fittings



72201

Cap - No-Lead

- NSF / ANSI 61-4 & NSF / ANSI 372

| Part No. | Size |
|----------|--------|
| 5424-196 | 1/8" |
| 5422-185 | 1/4" |
| 5422-186 | 3/8" |
| 5422-187 | 1/2" |
| 5422-188 | 3/4" |
| 5422-189 | 1" |
| 5422-190 | 1 1/4" |
| 5422-191 | 1 1/2" |
| 5422-192 | 2" |



72206

Hex Reducing Bushing - No-Lead

- NSF / ANSI 61-4 & NSF / ANSI 372

| Part No. | Size | Part No. | Size |
|----------|---------------|----------|-----------------|
| 5422-451 | 1/4" x 1/8" | 5422-273 | 1 1/2" x 1/2" |
| 5422-260 | 3/8" x 1/8" | 5422-274 | 1 1/2" x 3/4" |
| 5424-199 | 3/8" x 1/4" | 5422-275 | 1 1/2" x 1" |
| 5424-200 | 1/2" x 1/8" | 5422-276 | 1 1/2" x 1 1/4" |
| 5422-261 | 1/2" x 1/4" | 5422-277 | 2" x 1/2" |
| 5422-262 | 1/2" x 3/8" | 5422-278 | 2" x 3/4" |
| 5424-201 | 3/4" x 1/8" | 5422-279 | 2" x 1" |
| 5422-263 | 3/4" x 1/4" | 5422-280 | 2" x 1 1/4" |
| 5422-264 | 3/4" x 3/8" | 5422-281 | 2" x 1 1/2" |
| 5422-265 | 3/4" x 1/2" | 5422-282 | 2 1/2" x 1" |
| 5422-266 | 1" x 1/4" | 5422-284 | 2 1/2" x 1 1/2" |
| 5422-267 | 1" x 3/8" | 5422-285 | 2 1/2" x 2" |
| 5422-268 | 1" x 1/2" | 5422-286 | 3" x 1" |
| 5422-269 | 1" x 3/4" | 5422-288 | 3" x 1 1/2" |
| 5422-270 | 1 1/4" x 1/2" | 5422-289 | 3" x 2" |
| 5422-271 | 1 1/4" x 3/4" | 5422-290 | 3" x 2 1/2" |
| 5422-272 | 1 1/4" x 1" | 5424-204 | 4" x 3" |



72202

Cored Plug - No-Lead

- NSF / ANSI 61-4 & NSF / ANSI 372

| Part No. | Size |
|----------|--------|
| 5422-207 | 1/2" |
| 5422-208 | 3/4" |
| 5422-209 | 1" |
| 5422-210 | 1 1/4" |
| 5422-211 | 1 1/2" |
| 5422-212 | 2" |
| 5422-213 | 2 1/2" |
| 5422-214 | 3" |
| 5422-215 | 4" |



72210

Coupling - No-Lead

- NSF / ANSI 61-4 & NSF / ANSI 372

| Part No. | Size |
|----------|--------|
| 5422-452 | 1/8" |
| 5422-139 | 1/4" |
| 5422-140 | 3/8" |
| 5422-141 | 1/2" |
| 5422-142 | 3/4" |
| 5422-143 | 1" |
| 5422-144 | 1 1/4" |
| 5422-145 | 1 1/2" |
| 5422-146 | 2" |
| 5422-147 | 2 1/2" |
| 5422-148 | 3" |
| 5422-149 | 4" |



72203

Solid Plug - No-Lead

- NSF / ANSI 61-4 & NSF / ANSI 372

| Part No. | Size |
|----------|--------|
| 5422-455 | 1/8" |
| 5422-196 | 1/4" |
| 5422-197 | 3/8" |
| 5422-198 | 1/2" |
| 5422-199 | 3/4" |
| 5422-200 | 1" |
| 5422-201 | 1 1/4" |
| 5422-202 | 1 1/2" |
| 5422-203 | 2" |



72210

Reducing Coupling - No-Lead

- NSF / ANSI 61-4 & NSF / ANSI 372

| Part No. | Size | Part No. | Size |
|----------|---------------|----------|-----------------|
| 5422-453 | 1/4" x 1/8" | 5422-163 | 1 1/2" x 1/2" |
| 5424-203 | 3/8" x 1/8" | 5422-164 | 1 1/2" x 3/4" |
| 5422-150 | 3/8" x 1/4" | 5422-165 | 1 1/2" x 1" |
| 5422-151 | 1/2" x 1/4" | 5422-166 | 1 1/2" x 1 1/4" |
| 5422-152 | 1/2" x 3/8" | 5422-168 | 2" x 3/4" |
| 5422-154 | 3/4" x 1/4" | 5422-169 | 2" x 1" |
| 5422-153 | 3/4" x 3/8" | 5422-170 | 2" x 1 1/4" |
| 5422-155 | 3/4" x 1/2" | 5422-171 | 2" x 1 1/2" |
| 5422-158 | 1" x 1/2" | 5422-176 | 2 1/2" x 1 1/2" |
| 5422-159 | 1" x 3/4" | 5422-177 | 2 1/2" x 2" |
| 5422-161 | 1 1/4" x 3/4" | 5422-181 | 3" x 2" |
| 5422-162 | 1 1/4" x 1" | 5422-182 | 3" x 2 1/2" |



72215
Standard Threaded Flange - No-Lead
 - NSF / ANSI 61-4 & NSF / ANSI 372

| Part No. | Size |
|----------|--------|
| 5422-246 | 3/4" |
| 5422-247 | 1" |
| 5422-248 | 1 1/4" |
| 5422-249 | 1 1/2" |
| 5422-250 | 2" |
| 5422-251 | 2 1/2" |
| 5422-252 | 3" |
| 5422-253 | 4" |



72230
Reducing Tee - No-Lead
 - NSF / ANSI 61-4 & NSF / ANSI 372

| Part No. | Size | Part No. | Size |
|----------|--------------------|----------|-----------------|
| 5422-094 | 1/2" x 1/4" | 5422-103 | 1 1/4" x 1/2" |
| 5422-128 | 1/2" x 3/4" | 5422-104 | 1 1/4" x 3/4" |
| 5422-096 | 3/4" x 1/4" | 5422-105 | 1 1/4" x 1" |
| 5422-098 | 3/4" x 1/2" | 5422-107 | 1 1/2" x 3/4" |
| 5422-129 | 3/4" x 1/2" x 1/2" | 5422-108 | 1 1/2" x 1" |
| 5422-130 | 3/4" x 1/2" x 3/4" | 5422-109 | 1 1/2" x 1 1/4" |
| 5424-375 | 3/4" x 1" | 5422-110 | 2" x 1/2" |
| 5422-099 | 1" x 1/4" | 5422-111 | 2" x 3/4" |
| 5422-101 | 1" x 1/2" | 5422-112 | 2" x 1" |
| 5422-102 | 1" x 3/4" | 5422-113 | 2" x 1 1/4" |
| 5422-135 | 1" x 1/2" x 1" | 5422-114 | 2" x 1 1/2" |
| 5422-134 | 1" x 3/4" x 3/4" | 5422-121 | 3" x 2" |
| 5422-136 | 1" x 3/4" x 1" | | |



72220
Union - No-Lead
 - NSF / ANSI 61-4 & NSF / ANSI 372

| Part No. | Size |
|----------|--------|
| 5424-197 | 1/8" |
| 5422-294 | 1/4" |
| 5422-295 | 3/8" |
| 5422-296 | 1/2" |
| 5422-297 | 3/4" |
| 5422-298 | 1" |
| 5422-299 | 1 1/4" |
| 5422-300 | 1 1/2" |
| 5422-301 | 2" |
| 5422-302 | 2 1/2" |
| 5422-432 | 3" |
| 5422-303 | 4" |



72240
Cross - No-Lead
 - NSF / ANSI 61-4 & NSF / ANSI 372

| Part No. | Size |
|----------|--------|
| 5422-082 | 1/4" |
| 5422-083 | 3/8" |
| 5422-084 | 1/2" |
| 5422-085 | 3/4" |
| 5422-086 | 1" |
| 5422-087 | 1 1/4" |
| 5422-088 | 1 1/2" |
| 5422-089 | 2" |



72230
Tee - No-Lead
 - NSF / ANSI 61-4 & NSF / ANSI 372

| Part No. | Size |
|----------|--------|
| 5422-456 | 1/8" |
| 5422-071 | 1/4" |
| 5422-072 | 3/8" |
| 5422-073 | 1/2" |
| 5422-074 | 3/4" |
| 5422-075 | 1" |
| 5422-076 | 1 1/4" |
| 5422-077 | 1 1/2" |
| 5422-078 | 2" |
| 5422-080 | 3" |
| 5422-081 | 4" |



72245
45° Elbow - No-Lead
 - NSF / ANSI 61-4 & NSF / ANSI 372

| Part No. | Size |
|----------|--------|
| 5424-193 | 1/8" |
| 5422-038 | 1/4" |
| 5422-039 | 3/8" |
| 5422-040 | 1/2" |
| 5422-041 | 3/4" |
| 5422-042 | 1" |
| 5422-043 | 1 1/4" |
| 5422-044 | 1 1/2" |
| 5422-045 | 2" |
| 5422-046 | 2 1/2" |
| 5422-047 | 3" |
| 5422-048 | 4" |

No-Lead Pipe Nipples
 & Threaded Fittings

No-Lead Brass Threaded Fittings



72246

45° Street Elbow - No-Lead

- NSF / ANSI 61-4 & NSF / ANSI 372

| Part No. | Size |
|----------|--------|
| 5424-195 | 1/8" |
| 5422-060 | 1/4" |
| 5422-061 | 3/8" |
| 5422-062 | 1/2" |
| 5422-063 | 3/4" |
| 5422-064 | 1" |
| 5422-065 | 1 1/4" |
| 5422-066 | 1 1/2" |
| 5422-067 | 2" |



72291

90° Street Elbow - No-Lead

- NSF / ANSI 61-4 & NSF / ANSI 372

| Part No. | Size |
|----------|--------|
| 5424-194 | 1/8" |
| 5422-049 | 1/4" |
| 5422-050 | 3/8" |
| 5422-051 | 1/2" |
| 5422-052 | 3/4" |
| 5422-053 | 1" |
| 5422-054 | 1 1/4" |
| 5422-055 | 1 1/2" |
| 5422-056 | 2" |



72290

90° Elbow - No-Lead

- NSF / ANSI 61-4 & NSF / ANSI 372

| Part No. | Size |
|----------|--------|
| 5422-454 | 1/8" |
| 5422-000 | 1/4" |
| 5422-001 | 3/8" |
| 5422-002 | 1/2" |
| 5422-003 | 3/4" |
| 5422-004 | 1" |
| 5422-005 | 1 1/4" |
| 5422-006 | 1 1/2" |
| 5422-007 | 2" |
| 5422-008 | 2 1/2" |
| 5422-009 | 3" |
| 5422-010 | 4" |



72290

90° Reducing Elbow - No-Lead

- NSF / ANSI 61-4 & NSF / ANSI 372

| Part No. | Size |
|----------|-----------------|
| 5422-012 | 1/2" x 1/4" |
| 5422-013 | 1/2" x 3/8" |
| 5422-014 | 3/4" x 1/4" |
| 5422-016 | 3/4" x 1/2" |
| 5422-019 | 1" x 1/2" |
| 5422-020 | 1" x 3/4" |
| 5422-022 | 1 1/4" x 3/4" |
| 5422-023 | 1 1/4" x 1" |
| 5422-026 | 1 1/2" x 1" |
| 5422-027 | 1 1/2" x 1 1/4" |
| 5422-028 | 2" x 1" |
| 5422-030 | 2" x 1 1/2" |
| 5422-033 | 2 1/2" x 2" |

2200D

Domestic Red Brass Pipe Nipples - No-Lead

- Threads Conform to ANSI B1.20.1

- NSF Approved



| Part No. | Size | Part No. | Size | Part No. | Size | Part No. | Size |
|----------|---------------------|----------|-----------------------|----------|-------------------------|----------|-------------------------|
| 5429-154 | 1/8" x Close (3/4") | 5429-205 | 1/2" x Close (1 1/8") | 5429-255 | 1 1/4" x Close (1 5/8") | 5429-302 | 2 1/2" x Close (2 1/2") |
| 5429-155 | 1/8" x 1 1/2" | 5429-206 | 1/2" x 1 1/2" | 5429-256 | 1 1/4" x 2" | 5429-303 | 2 1/2" x 3" |
| 5429-156 | 1/8" x 2" | 5429-207 | 1/2" x 2" | 5429-257 | 1 1/4" x 2 1/2" | 5429-304 | 2 1/2" x 3 1/2" |
| 5429-157 | 1/8" x 2 1/2" | 5429-208 | 1/2" x 2 1/2" | 5429-258 | 1 1/4" x 3" | 5429-305 | 2 1/2" x 4" |
| 5429-158 | 1/8" x 3" | 5429-209 | 1/2" x 3" | 5429-259 | 1 1/4" x 3 1/2" | 5429-306 | 2 1/2" x 4 1/2" |
| 5429-159 | 1/8" x 3 1/2" | 5429-210 | 1/2" x 3 1/2" | 5429-260 | 1 1/4" x 4" | 5429-307 | 2 1/2" x 5" |
| 5429-160 | 1/8" x 4" | 5429-211 | 1/2" x 4" | 5429-261 | 1 1/4" x 4 1/2" | 5429-308 | 2 1/2" x 5 1/2" |
| 5429-161 | 1/8" x 4 1/2" | 5429-212 | 1/2" x 4 1/2" | 5429-262 | 1 1/4" x 5" | 5429-309 | 2 1/2" x 6" |
| 5429-162 | 1/8" x 5" | 5429-213 | 1/2" x 5" | 5429-263 | 1 1/4" x 5 1/2" | 5429-310 | 2 1/2" x 7" |
| 5429-163 | 1/8" x 5 1/2" | 5429-214 | 1/2" x 5 1/2" | 5429-264 | 1 1/4" x 6" | 5429-311 | 2 1/2" x 8" |
| 5429-164 | 1/8" x 6" | 5429-215 | 1/2" x 6" | 5429-265 | 1 1/4" x 7" | 5429-312 | 2 1/2" x 9" |
| 5429-165 | 1/8" x 7" | 5429-216 | 1/2" x 7" | 5429-266 | 1 1/4" x 8" | 5429-313 | 2 1/2" x 10" |
| 5429-166 | 1/8" x 8" | 5429-217 | 1/2" x 8" | 5429-267 | 1 1/4" x 9" | 5429-314 | 2 1/2" x 11" |
| 5429-167 | 1/8" x 9" | 5429-218 | 1/2" x 9" | 5429-268 | 1 1/4" x 10" | 5429-315 | 2 1/2" x 12" |
| 5429-168 | 1/8" x 10" | 5429-219 | 1/2" x 10" | 5429-269 | 1 1/4" x 11" | 5429-316 | 3" x Close (2 5/8") |
| 5429-169 | 1/8" x 11" | 5429-220 | 1/2" x 11" | 5429-271 | 1 1/2" x Close (1 3/4") | 5429-317 | 3" x 3" |
| 5429-170 | 1/8" x 12" | 5429-221 | 1/2" x 12" | 5429-272 | 1 1/2" x 2" | 5429-318 | 3" x 3 1/2" |
| 5429-171 | 1/4" x Close (7/8") | 5429-222 | 3/4" x Close (1 3/8") | 5429-273 | 1 1/2" x 2 1/2" | 5429-319 | 3" x 4" |
| 5429-172 | 1/4" x 1 1/2" | 5429-224 | 3/4" x 2" | 5429-274 | 1 1/2" x 3" | 5429-320 | 3" x 4 1/2" |
| 5429-173 | 1/4" x 2" | 5429-225 | 3/4" x 2 1/2" | 5429-275 | 1 1/2" x 3 1/2" | 5429-321 | 3" x 5" |
| 5429-174 | 1/4" x 2 1/2" | 5429-226 | 3/4" x 3" | 5429-277 | 1 1/2" x 4 1/2" | 5429-322 | 3" x 5 1/2" |
| 5429-175 | 1/4" x 3" | 5429-227 | 3/4" x 3 1/2" | 5429-278 | 1 1/2" x 5" | 5429-323 | 3" x 6" |
| 5429-176 | 1/4" x 3 1/2" | 5429-228 | 3/4" x 4" | 5429-279 | 1 1/2" x 5 1/2" | 5429-324 | 3" x 7" |
| 5429-177 | 1/4" x 4" | 5429-229 | 3/4" x 4 1/2" | 5429-280 | 1 1/2" x 6" | 5429-325 | 3" x 8" |
| 5429-178 | 1/4" x 4 1/2" | 5429-230 | 3/4" x 5" | 5429-281 | 1 1/2" x 7" | 5429-326 | 3" x 9" |
| 5429-179 | 1/4" x 5" | 5429-231 | 3/4" x 5 1/2" | 5429-282 | 1 1/2" x 8" | 5429-327 | 3" x 10" |
| 5429-180 | 1/4" x 5 1/2" | 5429-232 | 3/4" x 6" | 5429-283 | 1 1/2" x 9" | 5429-328 | 3" x 11" |
| 5429-181 | 1/4" x 6" | 5429-233 | 3/4" x 7" | 5429-284 | 1 1/2" x 10" | 5429-329 | 3" x 12" |
| 5429-182 | 1/4" x 7" | 5429-234 | 3/4" x 8" | 5429-285 | 1 1/2" x 11" | | |
| 5429-183 | 1/4" x 8" | 5429-235 | 3/4" x 9" | 5429-286 | 1 1/2" x 12" | 5429-330 | 4" x Close (2 5/8") |
| 5429-184 | 1/4" x 9" | 5429-236 | 3/4" x 10" | | | 5429-331 | 4" x 3" |
| 5429-185 | 1/4" x 10" | 5429-237 | 3/4" x 11" | 5429-287 | 2" x Close (2") | 5429-332 | 4" x 3 1/2" |
| 5429-186 | 1/4" x 11" | 5429-238 | 3/4" x 12" | 5429-288 | 2" x 2 1/2" | 5429-333 | 4" x 4" |
| 5429-187 | 1/4" x 12" | | | 5429-289 | 2" x 3" | 5429-334 | 4" x 4 1/2" |
| | | 5429-239 | 1" x Close (1 1/2") | 5429-290 | 2" x 3 1/2" | 5429-335 | 4" x 5" |
| 5429-188 | 3/8" x Close (1") | 5429-240 | 1" x 2" | 5429-291 | 2" x 4" | 5429-336 | 4" x 5 1/2" |
| 5429-189 | 3/8" x 1 1/2" | 5429-241 | 1" x 2 1/2" | 5429-294 | 2" x 5 1/2" | 5429-337 | 4" x 6" |
| 5429-190 | 3/8" x 2" | 5429-242 | 1" x 3" | 5429-295 | 2" x 6" | 5429-338 | 4" x 7" |
| 5429-191 | 3/8" x 2 1/2" | 5429-243 | 1" x 3 1/2" | 5429-296 | 2" x 7" | 5429-339 | 4" x 8" |
| 5429-192 | 3/8" x 3" | 5429-244 | 1" x 4" | 5429-298 | 2" x 9" | 5429-340 | 4" x 9" |
| 5429-193 | 3/8" x 3 1/2" | 5429-245 | 1" x 4 1/2" | 5429-299 | 2" x 10" | 5429-341 | 4" x 10" |
| 5429-194 | 3/8" x 4" | 5429-246 | 1" x 5" | 5429-300 | 2" x 11" | 5429-342 | 4" x 11" |
| 5429-195 | 3/8" x 4 1/2" | 5429-247 | 1" x 5 1/2" | 5429-301 | 2" x 12" | 5429-343 | 4" x 12" |
| 5429-196 | 3/8" x 5" | 5429-248 | 1" x 6" | | | | |
| 5429-197 | 3/8" x 5 1/2" | 5429-249 | 1" x 7" | | | | |
| 5429-198 | 3/8" x 6" | 5429-251 | 1" x 9" | | | | |
| 5429-199 | 3/8" x 7" | 5429-252 | 1" x 10" | | | | |
| 5429-200 | 3/8" x 8" | 5429-253 | 1" x 11" | | | | |
| 5429-201 | 3/8" x 9" | | | | | | |
| 5429-202 | 3/8" x 10" | | | | | | |
| 5429-203 | 3/8" x 11" | | | | | | |
| 5429-204 | 3/8" x 12" | | | | | | |

No-Lead Pipe Nipples
& Threaded Fittings



72201D

Cap - No-Lead

- NSF / ANSI 61-4 & NSF / ANSI 372

| Part No. | Size |
|----------|--------|
| 5429-122 | 1/4" |
| 5429-123 | 3/8" |
| 5429-124 | 1/2" |
| 5429-125 | 3/4" |
| 5429-126 | 1" |
| 5429-127 | 1 1/4" |
| 5429-128 | 1 1/2" |
| 5429-129 | 2" |
| 5429-130 | 3" |



72206D

Hex Reducing Bushing - No-Lead

- NSF / ANSI 61-4 & NSF / ANSI 372

| Part No. | Size | Part No. | Size |
|----------|-----------------|----------|-----------------|
| 5429-020 | 1/2" x 1/8" | 5429-047 | 2" x 3/8" |
| 5429-021 | 1/2" x 1/4" | 5429-048 | 2" x 1/2" |
| 5429-022 | 1/2" x 3/8" | 5429-049 | 2" x 3/4" |
| 5429-023 | 3/4" x 1/8" | 5429-050 | 2" x 1" |
| 5429-024 | 3/4" x 1/4" | 5429-051 | 2" x 1 1/4" |
| 5429-025 | 3/4" x 3/8" | 5429-052 | 2" x 1 1/2" |
| 5429-026 | 3/4" x 1/2" | 5429-053 | 2 1/2" x 1/2" |
| 5429-027 | 1" x 1/8" | 5429-054 | 2 1/2" x 3/4" |
| 5429-028 | 1" x 1/4" | 5429-055 | 2 1/2" x 1" |
| 5429-029 | 1" x 3/8" | 5429-056 | 2 1/2" x 1 1/4" |
| 5429-030 | 1" x 1/2" | 5429-057 | 2 1/2" x 1 1/2" |
| 5429-031 | 1" x 3/4" | 5429-058 | 2 1/2" x 2" |
| 5429-032 | 1 1/4" x 1/8" | 5429-059 | 3" x 1/2" |
| 5429-033 | 1 1/4" x 1/4" | 5429-060 | 3" x 3/4" |
| 5429-034 | 1 1/4" x 3/8" | 5429-061 | 3" x 1" |
| 5429-035 | 1 1/4" x 1/2" | 5429-062 | 3" x 1 1/4" |
| 5429-036 | 1 1/4" x 3/4" | 5429-063 | 3" x 1 1/2" |
| 5429-037 | 1 1/4" x 1" | 5429-064 | 3" x 2" |
| 5429-038 | 1 1/2" x 1/8" | 5429-065 | 3" x 2 1/2" |
| 5429-039 | 1 1/2" x 1/4" | 5429-066 | 4" x 3/4" |
| 5429-040 | 1 1/2" x 3/8" | 5429-067 | 4" x 1" |
| 5429-041 | 1 1/2" x 1/2" | 5429-068 | 4" x 1 1/4" |
| 5429-042 | 1 1/2" x 3/4" | 5429-069 | 4" x 1 1/2" |
| 5429-043 | 1 1/2" x 1" | 5429-070 | 4" x 2" |
| 5429-044 | 1 1/2" x 1 1/4" | 5429-071 | 4" x 2 1/2" |
| 5429-045 | 2" x 1/8" | 5429-072 | 4" x 3" |
| 5429-046 | 2" x 1/4" | | |



72202D

Cored Plug - No-Lead

- NSF / ANSI 61-4 & NSF / ANSI 372

| Part No. | Size |
|----------|--------|
| 5429-000 | 3/8" |
| 5429-001 | 1/2" |
| 5429-002 | 3/4" |
| 5429-003 | 1" |
| 5429-004 | 1 1/4" |
| 5429-005 | 1 1/2" |
| 5429-006 | 2" |
| 5429-007 | 2 1/2" |
| 5429-008 | 3" |
| 5429-009 | 4" |



72203D

Solid Plug - No-Lead

- NSF / ANSI 61-4 & NSF / ANSI 372

| Part No. | Size |
|----------|--------|
| 5429-010 | 3/8" |
| 5429-011 | 1/2" |
| 5429-012 | 3/4" |
| 5429-013 | 1" |
| 5429-014 | 1 1/4" |
| 5429-015 | 1 1/2" |
| 5429-016 | 2" |
| 5429-017 | 2 1/2" |
| 5429-018 | 3" |
| 5429-019 | 4" |



72210D

Coupling - No-Lead

- NSF / ANSI 61-4 & NSF / ANSI 372

| Part No. | Size |
|----------|--------|
| 5429-073 | 1/4" |
| 5429-074 | 3/8" |
| 5429-075 | 1/2" |
| 5429-076 | 3/4" |
| 5429-077 | 1" |
| 5429-078 | 1 1/4" |
| 5429-079 | 1 1/2" |
| 5429-080 | 2" |



72210D
Reducing Coupling - No-Lead
- NSF / ANSI 61-4 & NSF / ANSI 372

| Part No. | Size | Part No. | Size |
|----------|-------------|----------|-----------------|
| 5429-081 | 3/8" x 1/4" | 5429-087 | 1" x 1/2" |
| 5429-082 | 1/2" x 1/4" | 5429-088 | 1" x 3/4" |
| 5429-083 | 1/2" x 3/8" | 5429-089 | 1 1/4" x 1" |
| 5429-085 | 3/4" x 1/4" | 5429-090 | 1 1/2" x 1" |
| 5429-084 | 3/4" x 3/8" | 5429-091 | 1 1/2" x 1 1/4" |
| 5429-086 | 3/4" x 1/2" | | |



72230D
Reducing Tee - No-Lead
- NSF / ANSI 61-4 & NSF / ANSI 372

| Part No. | Size |
|----------|------------------------|
| 5429-116 | 1" x 1/2" |
| 5429-117 | 1 1/4" x 1/2" x 1 1/4" |
| 5429-118 | 1 1/4" x 3/4" x 1 1/4" |
| 5429-119 | 1 1/4" x 1 1/2" |
| 5429-120 | 2" x 3/4" |
| 5429-121 | 2" x 1" |



72215D
Standard Threaded Flange - No-Lead
- NSF / ANSI 61-4 & NSF / ANSI 372

| Part No. | Size | Part No. | Size |
|----------|--------|----------|--------|
| 5429-142 | 1/2" | 5429-148 | 2 1/2" |
| 5429-143 | 3/4" | 5429-149 | 3" |
| 5429-144 | 1" | 5429-150 | 3 1/2" |
| 5429-145 | 1 1/4" | 5429-151 | 4" |
| 5429-146 | 1 1/2" | 5429-152 | 5" |
| 5429-147 | 2" | 5429-153 | 6" |



72245D
45° Elbow - No-Lead
- NSF / ANSI 61-4 & NSF / ANSI 372

| Part No. | Size |
|----------|------|
| 5429-131 | 2" |



72220D
Union - No-Lead
- NSF / ANSI 61-4 & NSF / ANSI 372

| Part No. | Size |
|----------|--------|
| 5429-132 | 1/4" |
| 5429-133 | 3/8" |
| 5429-134 | 1/2" |
| 5429-135 | 3/4" |
| 5429-136 | 1" |
| 5429-137 | 1 1/4" |
| 5429-138 | 1 1/2" |
| 5429-139 | 2" |
| 5429-140 | 2 1/2" |
| 5429-141 | 3" |



72290D
90° Elbow - No-Lead
- NSF / ANSI 61-4 & NSF / ANSI 372

| Part No. | Size |
|----------|--------|
| 5429-092 | 1/4" |
| 5429-093 | 3/8" |
| 5429-094 | 1/2" |
| 5429-095 | 3/4" |
| 5429-096 | 1" |
| 5429-097 | 1 1/4" |
| 5429-098 | 1 1/2" |
| 5429-099 | 2" |



72230D
Tee - No-Lead
- NSF / ANSI 61-4 & NSF / ANSI 372

| Part No. | Size |
|----------|--------|
| 5429-108 | 1/4" |
| 5429-109 | 3/8" |
| 5429-110 | 1/2" |
| 5429-111 | 3/4" |
| 5429-112 | 1" |
| 5429-113 | 1 1/4" |
| 5429-114 | 1 1/2" |
| 5429-115 | 2" |



72291D
90° Street Elbow - No-Lead
- NSF / ANSI 61-4 & NSF / ANSI 372

| Part No. | Size |
|----------|--------|
| 5429-100 | 1/4" |
| 5429-101 | 3/8" |
| 5429-102 | 1/2" |
| 5429-103 | 3/4" |
| 5429-104 | 1" |
| 5429-105 | 1 1/4" |
| 5429-106 | 1 1/2" |
| 5429-107 | 2" |

No-Lead Pipe Nipples
& Threaded Fittings

No-Lead Stainless-Steel Pipe Nipples

2200SS

Stainless-Steel Pipe Nipples

- Manufactured from 304 Stainless-Steel



| Part No. | Size | Part No. | Size | Part No. | Size |
|----------|-----------------------|----------|-------------------------|----------|-------------------------|
| 4428-199 | 1/8" x Close (3/4") | 4428-250 | 3/4" x Close (1 3/8") | 4428-282 | 1 1/2" x Close (1 3/4") |
| 4428-200 | 1/8" x 1 1/2" | 4428-328 | 3/4" x 1 1/2" | 4428-336 | 1 1/2" x 2" |
| 4428-201 | 1/8" x 2" | 4428-251 | 3/4" x 2" | 4428-337 | 1 1/2" x 2 1/2" |
| 4428-202 | 1/8" x 2 1/2" | 4428-252 | 3/4" x 2 1/2" | 4428-283 | 1 1/2" x 3" |
| 4428-203 | 1/8" x 3" | 4428-253 | 3/4" x 3" | 4428-338 | 1 1/2" x 3 1/2" |
| 4428-205 | 1/8" x 4" | 4428-254 | 3/4" x 3 1/2" | 4428-284 | 1 1/2" x 4" |
| 4428-207 | 1/8" x 5" | 4428-255 | 3/4" x 4" | 4428-339 | 1 1/2" x 4 1/2" |
| 4428-208 | 1/8" x 6" | 4428-256 | 3/4" x 4 1/2" | 4428-285 | 1 1/2" x 5" |
| 4428-212 | 1/4" x Close (7/8") | 4428-257 | 3/4" x 5" | 4428-340 | 1 1/2" x 5 1/2" |
| 4428-213 | 1/4" x 1 1/2" | 4428-329 | 3/4" x 5 1/2" | 4428-286 | 1 1/2" x 6" |
| 4428-214 | 1/4" x 2" | 4428-258 | 3/4" x 6" | 4428-287 | 1 1/2" x 8" |
| 4428-215 | 1/4" x 2 1/2" | 4428-259 | 3/4" x 8" | 4428-288 | 1 1/2" x 10" |
| 4428-216 | 1/4" x 3" | 4428-260 | 3/4" x 10" | 4428-289 | 1 1/2" x 12" |
| 4428-217 | 1/4" x 3 1/2" | 4428-261 | 3/4" x 12" | | |
| 4428-218 | 1/4" x 4" | | | 4428-290 | 2" x Close (2") |
| 4428-219 | 1/4" x 4 1/2" | 4428-262 | 1" x Close (1 1/2") | 4428-341 | 2" x 2 1/2" |
| 4428-220 | 1/4" x 5" | 4428-263 | 1" x 2" | 4428-291 | 2" x 3" |
| 4428-221 | 1/4" x 6" | 4428-264 | 1" x 2 1/2" | 4428-342 | 2" x 3 1/2" |
| 4428-222 | 1/4" x 8" | 4428-265 | 1" x 3" | 4428-292 | 2" x 4" |
| 4428-223 | 1/4" x 10" | 4428-266 | 1" x 3 1/2" | 4428-293 | 2" x 5" |
| 4428-224 | 1/4" x 12" | 4428-267 | 1" x 4" | 4428-344 | 2" x 5 1/2" |
| 4428-225 | 3/8" x Close (1") | 4428-268 | 1" x 4 1/2" | 4428-294 | 2" x 6" |
| 4428-226 | 3/8" x 1 1/2" | 4428-269 | 1" x 5" | 4428-295 | 2" x 8" |
| 4428-227 | 3/8" x 2" | 4428-330 | 1" x 5 1/2" | 4428-296 | 2" x 10" |
| 4428-228 | 3/8" x 2 1/2" | 4428-270 | 1" x 6" | 4428-297 | 2" x 12" |
| 4428-229 | 3/8" x 3" | 4428-271 | 1" x 8" | | |
| 4428-230 | 3/8" x 3 1/2" | 4428-272 | 1" x 10" | 4428-298 | 2 1/2" x Close (2 1/2") |
| 4428-231 | 3/8" x 4" | 4428-273 | 1" x 12" | 4428-300 | 2 1/2" x 4" |
| 4428-232 | 3/8" x 4 1/2" | | | 4428-302 | 2 1/2" x 6" |
| 4428-233 | 3/8" x 5" | 4428-274 | 1 1/4" x Close (1 5/8") | | |
| 4428-234 | 3/8" x 6" | 4428-331 | 1 1/4" x 2" | 4428-306 | 3" x Close (2 5/8") |
| 4428-235 | 3/8" x 8" | 4428-332 | 1 1/4" x 2 1/2" | 4428-307 | 3" x 4" |
| 4428-236 | 3/8" x 10" | 4428-275 | 1 1/4" x 3" | 4428-308 | 3" x 5" |
| 4428-237 | 3/8" x 12" | 4428-333 | 1 1/4" x 3 1/2" | 4428-309 | 3" x 6" |
| 4428-238 | 1/2" x Close (1 1/8") | 4428-276 | 1 1/4" x 4" | 4428-310 | 3" x 8" |
| 4428-326 | 1/2" x 1 1/2" | 4428-334 | 1 1/4" x 4 1/2" | 4428-312 | 3" x 12" |
| 4428-239 | 1/2" x 2" | 4428-277 | 1 1/4" x 5" | | |
| 4428-240 | 1/2" x 2 1/2" | 4428-335 | 1 1/4" x 5 1/2" | 4428-313 | 4" x Close (2 5/8") |
| 4428-241 | 1/2" x 3" | 4428-278 | 1 1/4" x 6" | 4428-314 | 4" x 5" |
| 4428-242 | 1/2" x 3 1/2" | 4428-279 | 1 1/4" x 8" | 4428-315 | 4" x 6" |
| 4428-243 | 1/2" x 4" | 4428-280 | 1 1/4" x 10" | 4428-316 | 4" x 8" |
| 4428-244 | 1/2" x 4 1/2" | 4428-281 | 1 1/4" x 12" | 4428-317 | 4" x 10" |
| 4428-245 | 1/2" x 5" | | | 4428-318 | 4" x 12" |
| 4428-327 | 1/2" x 5 1/2" | | | | |
| 4428-246 | 1/2" x 6" | | | 4428-322 | 5" x 12" |
| 4428-247 | 1/2" x 8" | | | | |
| 4428-248 | 1/2" x 10" | | | 4428-325 | 6" x 12" |
| 4428-249 | 1/2" x 12" | | | | |

No-Lead Pipe Nipples & Threaded Fittings



2201SS

Cap

- Manufactured from 304 Stainless-Steel
- 150 PSI

| Part No. | Size | Part No. | Size |
|----------|------|----------|--------|
| 4428-060 | 1/8" | 4428-066 | 1 1/4" |
| 4428-061 | 1/4" | 4428-067 | 1 1/2" |
| 4428-062 | 3/8" | 4428-068 | 2" |
| 4428-063 | 1/2" | 4428-069 | 2 1/2" |
| 4428-064 | 3/4" | 4428-070 | 3" |
| 4428-065 | 1" | 4428-071 | 4" |



2210SS

Coupling

- Manufactured from 304 Stainless-Steel
- 150 PSI

| Part No. | Size | Part No. | Size |
|----------|------|----------|--------|
| 4428-072 | 1/8" | 4428-078 | 1 1/4" |
| 4428-073 | 1/4" | 4428-079 | 1 1/2" |
| 4428-074 | 3/8" | 4428-080 | 2" |
| 4428-075 | 1/2" | 4428-081 | 2 1/2" |
| 4428-076 | 3/4" | 4428-082 | 3" |
| 4428-077 | 1" | 4428-083 | 4" |



2202SS

Plug

- Manufactured from 304 Stainless-Steel
- 150 PSI

| Part No. | Size | Part No. | Size |
|----------|------|----------|--------|
| 4428-084 | 1/8" | 4428-090 | 1 1/4" |
| 4428-085 | 1/4" | 4428-091 | 1 1/2" |
| 4428-086 | 3/8" | 4428-092 | 2" |
| 4428-087 | 1/2" | 4428-093 | 2 1/2" |
| 4428-088 | 3/4" | | |
| 4428-089 | 1" | | |



2210SS

Reducing Coupling

- Manufactured from 304 Stainless-Steel
- 150 PSI

| Part No. | Size | Part No. | Size |
|----------|---------------|----------|-----------------|
| 4428-108 | 1/4" x 1/8" | 4428-129 | 1 1/2" x 3/4" |
| 4428-109 | 3/8" x 1/8" | 4428-130 | 1 1/2" x 1" |
| 4428-110 | 3/8" x 1/4" | 4428-131 | 1 1/2" x 1 1/4" |
| 4428-112 | 1/2" x 1/4" | 4428-132 | 2" x 1/2" |
| 4428-113 | 1/2" x 3/8" | 4428-133 | 2" x 3/4" |
| 4428-114 | 3/4" x 1/8" | 4428-134 | 2" x 1" |
| 4428-115 | 3/4" x 1/4" | 4428-135 | 2" x 1 1/4" |
| 4428-116 | 3/4" x 3/8" | 4428-136 | 2" x 1 1/2" |
| 4428-117 | 3/4" x 1/2" | 4428-137 | 2 1/2" x 1" |
| 4428-118 | 1" x 1/8" | 4428-138 | 2 1/2" x 1 1/4" |
| 4428-119 | 1" x 1/4" | 4428-139 | 2 1/2" x 1 1/2" |
| 4428-120 | 1" x 3/8" | 4428-140 | 2 1/2" x 2" |
| 4428-121 | 1" x 1/2" | 4428-141 | 3" x 1" |
| 4428-122 | 1" x 3/4" | 4428-142 | 3" x 1 1/4" |
| 4428-123 | 1 1/4" x 3/8" | 4428-143 | 3" x 1 1/2" |
| 4428-124 | 1 1/4" x 1/2" | 4428-144 | 3" x 2" |
| 4428-125 | 1 1/4" x 3/4" | 4428-145 | 3" x 2 1/2" |
| 4428-126 | 1 1/4" x 1" | 4428-147 | 4" x 2 1/2" |
| 4428-127 | 1 1/2" x 3/8" | 4428-148 | 4" x 3" |
| 4428-128 | 1 1/2" x 1/2" | | |



2206SS

Hex Reducing Bushing

- Manufactured from 304 Stainless-Steel
- 150 PSI

| Part No. | Size | Part No. | Size |
|----------|---------------|----------|-----------------|
| 4428-149 | 1/4" x 1/8" | 4428-175 | 1 1/2" x 1 1/4" |
| 4428-150 | 3/8" x 1/8" | 4428-176 | 2" x 1/4" |
| 4428-151 | 3/8" x 1/4" | 4428-177 | 2" x 3/8" |
| 4428-152 | 1/2" x 1/8" | 4428-178 | 2" x 1/2" |
| 4428-153 | 1/2" x 1/4" | 4428-179 | 2" x 3/4" |
| 4428-154 | 1/2" x 3/8" | 4428-180 | 2" x 1" |
| 4428-155 | 3/4" x 1/8" | 4428-181 | 2" x 1 1/4" |
| 4428-156 | 3/4" x 1/4" | 4428-182 | 2" x 1 1/2" |
| 4428-157 | 3/4" x 3/8" | 4428-183 | 2 1/2" x 1/2" |
| 4428-158 | 3/4" x 1/2" | 4428-184 | 2 1/2" x 3/4" |
| 4428-159 | 1" x 1/8" | 4428-185 | 2 1/2" x 1" |
| 4428-161 | 1" x 3/8" | 4428-186 | 2 1/2" x 1 1/4" |
| 4428-162 | 1" x 1/2" | 4428-187 | 2 1/2" x 1 1/2" |
| 4428-163 | 1" x 3/4" | 4428-188 | 2 1/2" x 2" |
| 4428-165 | 1 1/4" x 1/4" | 4428-190 | 3" x 1 1/4" |
| 4428-166 | 1 1/4" x 3/8" | 4428-191 | 3" x 1 1/2" |
| 4428-167 | 1 1/4" x 1/2" | 4428-192 | 3" x 2" |
| 4428-168 | 1 1/4" x 3/4" | 4428-193 | 3" x 2 1/2" |
| 4428-169 | 1 1/4" x 1" | 4428-194 | 4" x 1 1/4" |
| 4428-170 | 1 1/2" x 1/4" | 4428-195 | 4" x 1 1/2" |
| 4428-171 | 1 1/2" x 3/8" | 4428-196 | 4" x 2" |
| 4428-172 | 1 1/2" x 1/2" | 4428-197 | 4" x 2 1/2" |
| 4428-173 | 1 1/2" x 3/4" | | |
| 4428-174 | 1 1/2" x 1" | | |

No-Lead Stainless-Steel Threaded Fittings



2220SS

Union

- Manufactured from 304 Stainless-Steel
- 150 PSI

| Part No. | Size | Part No. | Size |
|----------|------|----------|--------|
| 4428-096 | 1/8" | 4428-102 | 1 1/4" |
| 4428-097 | 1/4" | 4428-103 | 1 1/2" |
| 4428-098 | 3/8" | 4428-104 | 2" |
| 4428-099 | 1/2" | 4428-105 | 2 1/2" |
| 4428-100 | 3/4" | 4428-106 | 3" |
| 4428-101 | 1" | 4428-107 | 4" |



2245SS

45° Elbow

- Manufactured from 304 Stainless-Steel
- 150 PSI

| Part No. | Size | Part No. | Size |
|----------|------|----------|--------|
| 4428-012 | 1/8" | 4428-018 | 1 1/4" |
| 4428-013 | 1/4" | 4428-019 | 1 1/2" |
| 4428-014 | 3/8" | 4428-020 | 2" |
| 4428-015 | 1/2" | 4428-021 | 2 1/2" |
| 4428-016 | 3/4" | 4428-022 | 3" |
| 4428-017 | 1" | 4428-023 | 4" |



2230SS

Tee

- Manufactured from 304 Stainless-Steel
- 150 PSI

| Part No. | Size | Part No. | Size |
|----------|------|----------|--------|
| 4428-036 | 1/8" | 4428-042 | 1 1/4" |
| 4428-037 | 1/4" | 4428-043 | 1 1/2" |
| 4428-038 | 3/8" | 4428-045 | 2 1/2" |
| 4428-039 | 1/2" | 4428-046 | 3" |
| 4428-040 | 3/4" | 4428-047 | 4" |
| 4428-041 | 1" | | |



2290SS

90° Elbow

- Manufactured from 304 Stainless-Steel
- 150 PSI

| Part No. | Size | Part No. | Size |
|----------|------|----------|--------|
| 4428-000 | 1/8" | 4428-006 | 1 1/4" |
| 4428-001 | 1/4" | 4428-007 | 1 1/2" |
| 4428-002 | 3/8" | 4428-008 | 2" |
| 4428-003 | 1/2" | 4428-009 | 2 1/2" |
| 4428-004 | 3/4" | 4428-010 | 3" |
| 4428-005 | 1" | 4428-011 | 4" |



2240SS

Cross

- Manufactured from 304 Stainless-Steel
- 150 PSI

| Part No. | Size | Part No. | Size |
|----------|------|----------|--------|
| 4428-048 | 1/8" | 4428-055 | 1 1/2" |
| 4428-050 | 3/8" | 4428-056 | 2" |
| 4428-051 | 1/2" | 4428-057 | 2 1/2" |
| 4428-052 | 3/4" | 4428-058 | 3" |
| 4428-053 | 1" | 4428-059 | 4" |



2291SS

90° Street Elbow

- Manufactured from 304 Stainless-Steel
- 150 PSI

| Part No. | Size | Part No. | Size |
|----------|------|----------|--------|
| 4428-024 | 1/8" | 4428-030 | 1 1/4" |
| 4428-025 | 1/4" | 4428-031 | 1 1/2" |
| 4428-026 | 3/8" | 4428-032 | 2" |
| 4428-027 | 1/2" | 4428-033 | 2 1/2" |
| 4428-028 | 3/4" | 4428-034 | 3" |
| 4428-029 | 1" | 4428-035 | 4" |



**WITHOUT
YOU
THERE IS
NO US.**



No-Lead Tank Tees & Insert Fittings

Plumbing Catalog - December 2022




A.Y. McDonald No-Lead Tank Tee Packages

A.Y. McDonald Tank Tee packages are individually boxed with a carton label listing all the components.

*Contact Factory for Custom Tank Tee Packages



- 1) Tank Tee - No-Lead
- 2) Pressure Gauge - No-Lead
- 3) Pressure Switch - No-Lead
- 4) 2200 Brass Nipple - No-Lead
- 5) 72008 Drain Valve - No-Lead
- 6) 72049 Pressure Relief Valve - No-Lead
- 7) 72057T Check Valve - No-Lead



| Part Number | A.Y. McDonald Model No. | A.Y. McDonald Tank Tee No-Lead | A.Y. McDonald Pressure Switch No-Lead | A.Y. McDonald Pressure Gauge No-Lead | A.Y. McDonald Brass Nipple No-Lead | A.Y. McDonald Drain Valve No-Lead | A.Y. McDonald Pressure Relief Valve No-Lead | A.Y. McDonald Check Valve No-Lead | Approx. Lbs/Pkg |
|-------------|-------------------------|--------------------------------|---------------------------------------|--------------------------------------|------------------------------------|-----------------------------------|---|-----------------------------------|-----------------|
| 5424-281 | 72044C 1X11 | 72044 1X11 | 20/40 | 0-100 PSI | 2200 1/4X3 | 72008 1/2 | | | 5.06 |
| 5424-282 | 72044D 1X11 | 72044 1X11 | 30/50 | 0-100 PSI | 2200 1/4X3 | 72008 1/2 | | | 5.06 |
| 5424-283 | 72044F 1X11 | 72044 1X11 | 20/40 | 0-100 PSI | 2200 1/4X3 | | 72049 1/2 | | 4.93 |
| 5424-284 | 72044G 1X11 | 72044 1X11 | 30/50 | 0-100 PSI | 2200 1/4X3 | | 72049 1/2 | | 4.93 |
| 5424-285 | 72044I 1X11 | 72044 1X11 | 30/50 | 0-100 PSI | 2200 1/4X3 | 72008 1/2 | | 72057T 1 | 5.96 |
| 5424-286 | 72044J 1X11 | 72044 1X11 | 30/50 | 0-100 PSI | 2200 1/4X3 | | 72049 1/2 | 72057T 1 | 5.83 |
| 5424-290 | 72044XC 1 1/4X14 | 72044 1 1/4X14 | 20/40 | 0-100 PSI | 2200 1/4X3 | 72008 3/4 | | | 6.46 |
| 5424-291 | 72044XD 1 1/4X14 | 72044 1 1/4X14 | 30/50 | 0-100 PSI | 2200 1/4X3 | 72008 3/4 | | | 6.46 |
| 5424-378 | 72044XE 1 1/4X14 | 72044 1 1/4X14 | 40/60 | 0-100 PSI | 2200 1/4X3 | 72008 3/4 | | | 5.5 |
| 5424-292 | 72044XF 1 1/4X14 | 72044 1 1/4X14 | 20/40 | 0-100 PSI | 2200 1/4X3 | | 72049 3/4X1/2 | | 6.32 |
| 5424-293 | 72044XG 1 1/4X14 | 72044 1 1/4X14 | 30/50 | 0-100 PSI | 2200 1/4X3 | | 72049 3/4X1/2 | | 6.32 |
| 5424-294 | 72044XI 1 1/4X14 | 72044 1 1/4X14 | 30/50 | 0-100 PSI | 2200 1/4X3 | 72008 3/4 | | 72057T 1 1/4 | 6.46 |
| 5424-295 | 72044XJ 1 1/4X14 | 72044 1 1/4X14 | 30/50 | 0-100 PSI | 2200 1/4X3 | | 72049 3/4X1/2 | 72057T 1 1/4 | 6.32 |
| 5427-193 | 72044K 1X11 | 72044 1X11 | 30/50 | 0-100 PSI | 2200 1/4X3 | | | | 2.43 |
| 5424-287 | 72045CC 1X11 | 72045 1X11 | 20/40 | 0-100 PSI | 2200 1/4X3 | 72008 1/2 | 72049 1/2 | | 5.46 |
| 5424-288 | 72045CD 1X11 | 72045 1X11 | 30/50 | 0-100 PSI | 2200 1/4X3 | 72008 1/2 | 72049 1/2 | | 5.46 |
| 5424-374 | 72045CE 1X11 | 72045 1X11 | 40/60 | 0-100 PSI | 2200 1/4X3 | 72008 1/2 | 72049 1/2 | | 5 |
| 5424-289 | 72045CJ 1X11 | 72045 1X11 | 30/50 | 0-100 PSI | 2200 1/4X3 | 72008 1/2 | 72049 1/2 | 72057T 1 | 6.36 |
| 5427-166 | 72045XK 1 1/4X16 | 72045 1 1/4X16 | 40/60 | 0-100 PSI | 2200 1/4X3 | 72008 3/4 | 72049 3/4X1/2 | | 6.3 |
| 5424-422 | 72045XL 1 1/4X14 | 72045 1 1/4X14 | 40/60 | 0-100 PSI | 2200 1/4X3 | 72008 3/4 | 72049 3/4X1/2 | | 6.03 |
| 5424-296 | 72045SPCSC 1X4 1/2 | 72045SP 1X4 1/2 | 20/40 | 0-100 PSI | 2200 1/4X3 | 72008 1/2 | 72049 1/2 | | 4.23 |
| 5424-297 | 72045SPCSD 1X4 1/2 | 72045SP 1X4 1/2 | 30/50 | 0-100 PSI | 2200 1/4X3 | 72008 1/2 | 72049 1/2 | | 4.5 |
| 5424-298 | 72045SPCSJ 1X4 1/2 | 72045SP 1X4 1/2 | 30/50 | 0-100 PSI | 2200 1/4X3 | 72008 1/2 | 72049 1/2 | 72057T 1 | 5.13 |
| 5427-040 | 72047CDL 1x11 | 72047 1x11 | 40/60 | 0-100 PSI | 2200 1/4X3 | 72008 1/2 | 72048 1/2 | | 5.29 |
| 5427-063 | 72047CDL1 1/4x14 | 72047 1 1/4x14 | 40/60 | 0-100 PSI | 2000 1/4X3 | 72008 3/4 | 72048 3/4X1/2 | | 5.29 |
| 5424-451 | 72047CJ 1X11 | 72047 1X11 | 40/60 | 0-100 PSI | 2200 1/4X3 | 72008 1/2 | 72049 1/2 | 72057T 1 | 5.73 |

No-Lead Tank Tees & Insert Figs



72042 Tapered Bronze Drop Coupling - No-Lead

- FNPT x FNPT
- NSF / ANSI 372

| Part No. | Size |
|----------|------|
| 5420-395 | 1" |



2042SS Tapered Stainless-Steel Drop Coupling - No-Lead

- FNPT x FNPT

| Part No. | Size |
|----------|--------|
| 4421-394 | 1" |
| 4421-395 | 1 1/4" |



72044 Tank Tee with Single Drain Hole - No-Lead

- Tank Connection: MNPT
- Lateral: 1" MNPT & 3/4" FNPT or 1 1/4" MNPT & 1" FNPT
- Drain Hole: FNPT
- NSF / ANSI 372

| Part No. | Size |
|----------|--------------|
| 5420-353 | 1" x 11" |
| 5420-354 | 1" x 14" |
| 5420-355 | 1 1/4" x 14" |



72044SP Tank Tee with Single Drain Hole Short Pattern - No-Lead

- Tank Connection: 1 1/4" MNPT & 1" FNPT
- Lateral: 1 1/4" MNPT & 1" FNPT
- Drain Hole: FNPT
- NSF / ANSI 372

| Part No. | Size |
|----------|-----------------|
| 5420-350 | 1 1/4" x 4 1/2" |



72045 Tank Tee with Double Drain Hole - No-Lead

- Tank Connection: MNPT
- Lateral: 1" MNPT & 3/4" FNPT or 1 1/4" MNPT & 1" FNPT
- Drain Hole: FNPT
- NSF / ANSI 372

| Part No. | Size |
|----------|--------------|
| 5420-356 | 1" x 11" |
| 5420-357 | 1" x 14" |
| 5420-399 | 1 1/4" x 11" |
| 5420-358 | 1 1/4" x 14" |
| 5420-400 | 1 1/4" x 16" |



72045SP Tank Tee with Double Drain Hole Short Pattern - No-Lead

- Tank Connection: 1" MNPT & 3/4" FNPT or 1 1/4" MNPT & 1" FNPT
- Lateral: 1" MNPT & 3/4" FNPT or 1 1/4" MNPT & 1" FNPT
- Drain Hole: FNPT
- NSF / ANSI 372

| Part No. | Size |
|----------|-----------------|
| 5420-352 | 1" x 4 1/2" |
| 5420-351 | 1 1/4" x 4 1/2" |



72045T Tank Tee with Double Drain Hole - No-Lead

- Tank Connection: FNPT Swivel
- Lateral: 1" MNPT & 3/4" FNPT or 1 1/4" MNPT & 1" FNPT
- Drain Hole: FNPT
- NSF / ANSI 372

| Part No. | Size |
|----------|-------------|
| 5424-391 | 1" x 3 1/2" |
| 5424-392 | 1 1/4" x 4" |

No-Lead Tank Tees & Insert Fittings



72046 Union Tank Tee with Single Drain Hole No-Lead

- Tank Connection: MNPT
- Lateral: 1" MNPT & 3/4" FNPT or 1 1/4" MNPT & 1" FNPT
- Drain Hole: FNPT
- NSF / ANSI 372

| Part No. | Size |
|----------|--------------|
| 5420-359 | 1" x 11" |
| 5420-360 | 1 1/4" x 14" |



72087 Bronze Insert Coupling - No-Lead

- Insert x Insert
- NSF / ANSI 372

| Part No. | Size |
|----------|-----------|
| 5420-307 | 1/2" |
| 5420-308 | 3/4" |
| 5424-023 | 3/4" x 1" |
| 5420-309 | 1" |
| 5420-310 | 1 1/4" |
| 5420-311 | 1 1/2" |
| 5420-312 | 2" |



72047 Union Tank Tee with Double Drain Hole No-Lead

- Tank Connection: MNPT
- Lateral: 1" MNPT & 3/4" FNPT or 1 1/4" MNPT & 1" FNPT
- Drain Hole: FNPT
- NSF / ANSI 372

| Part No. | Size |
|----------|--------------|
| 5420-361 | 1" x 11" |
| 5427-001 | 1" x 14" |
| 5420-362 | 1 1/4" x 14" |



2087SS Stainless-Steel Insert Coupling - No-Lead

- Insert x Insert
- NSF / ANSI 372

| Part No. | Size |
|----------|--------|
| 4424-462 | 3/4" |
| 4424-463 | 1" |
| 4424-464 | 1 1/4" |
| 4424-465 | 1 1/2" |
| 4424-466 | 2" |



72085 Bronze Hydrant Elbow - No-Lead

- Insert x MNPT
- NSF / ANSI 372

| Part No. | Size |
|----------|-----------|
| 5420-300 | 3/4" |
| 5420-302 | 1" |
| 5420-301 | 1" x 3/4" |
| 5420-303 | 1 1/4" |



72088 Bronze Female Adapter - No-Lead

- Insert x FNPT
- NSF / ANSI 372

| Part No. | Size |
|----------|--------|
| 5420-313 | 1/2" |
| 5420-314 | 3/4" |
| 5420-315 | 1" |
| 5420-316 | 1 1/4" |
| 5420-317 | 1 1/2" |
| 5420-318 | 2" |



72086 Bronze Rope Adapter - No-Lead

- Insert x MNPT
- NSF / ANSI 372

| Part No. | Size |
|----------|-------------|
| 5420-304 | 1" |
| 5420-305 | 1 1/4" |
| 5420-306 | 1" x 1 1/4" |



72089 Bronze 90° Elbow - No-Lead

- Insert x Insert
- NSF / ANSI 372

| Part No. | Size |
|----------|--------|
| 5420-319 | 3/4" |
| 5420-320 | 1" |
| 5420-321 | 1 1/4" |



72090

Bronze Male Tee - No-Lead

- Insert x Insert x MNPT
- NSF / ANSI 372

| Part No. | Size |
|----------|-----------|
| 5420-322 | 3/4" |
| 5420-324 | 1" |
| 5420-323 | 1" x 3/4" |



72099

Bronze 90° Female Elbow - No-Lead

- Insert x FNPT
- NSF / ANSI 372

| Part No. | Size |
|----------|--------|
| 5420-430 | 1" |
| 5424-099 | 1 1/4" |



72091

Bronze Tee - No-Lead

- Insert x Insert x Insert
- NSF / ANSI 372

| Part No. | Size |
|----------|-----------|
| 5420-325 | 3/4" |
| 5420-326 | 1" |
| 5420-397 | 1" x 3/4" |
| 5420-327 | 1 1/4" |



72093

Brass Adapter - No-Lead

- Insert x SWT

| Part No. | Size |
|----------|-----------|
| 5420-340 | 1" |
| 5420-337 | 1" x 3/4" |



72092

Bronze Male Adapter - No-Lead

- Insert x MNPT
- NSF / ANSI 372

| Part No. | Size |
|----------|-------------|
| 5427-074 | 1/4" |
| 5427-073 | 3/8" |
| 5420-328 | 1/2" |
| 5420-329 | 3/4" |
| 5420-330 | 1" |
| 5420-331 | 1" x 3/4" |
| 5420-336 | 1" x 1 1/4" |
| 5420-335 | 1 1/4" x 1" |
| 5420-332 | 1 1/4" |
| 5420-333 | 1 1/2" |
| 5420-334 | 2" |



72094

Brass Coupling - No-Lead

- Insert x Insert

| Part No. | Size |
|----------|--------|
| 5420-343 | 3/4" |
| 5420-344 | 1" |
| 5420-345 | 1 1/4" |



2092SS

Stainless-Steel Male Adapter - No-Lead

- Insert x MNPT
- NSF / ANSI 372

| Part No. | Size |
|----------|-------------|
| 4424-453 | 1/2" |
| 4424-454 | 3/4" |
| 4424-455 | 1" |
| 4424-456 | 1" x 1 1/4" |
| 4424-457 | 1 1/4" |
| 4424-458 | 1 1/2" |
| 4424-459 | 2" |



72095

Bronze Extra Long Male Adapter - No-Lead

- Insert x MNPT

| Part No. | Size |
|----------|-------------|
| 5420-346 | 1" |
| 5424-021 | 1" x 1 1/4" |
| 5420-347 | 1 1/4" |
| 5421-320 | 1 1/2" |
| 5421-321 | 2" |

No-Lead Tank Tees & Insert Fittings



2095SS
Stainless-Steel Extra Long Male Adapter - No-Lead

- Insert x MNPT
- NSF / ANSI 372

| Part No. | Size |
|----------|-------------|
| 4424-460 | 1" x 1 1/4" |



72087BV
Full Port Ball Valve - No-Lead

- Insert x Insert, 600 WOG
- NSF 372 / 61

| Part No. | Size |
|----------|--------|
| 5427-077 | 3/4" |
| 5424-310 | 1" |
| 5427-078 | 1 1/4" |



72096
Brass Extra Long Insert Coupling - No-Lead

- Insert x Insert
- NSF / ANSI 372

| Part No. | Size |
|----------|--------|
| 5424-413 | 1 1/2" |
| 5421-322 | 2" |



72232
Bronze Pitless Adapter - No-Lead

- FNPT x FNPT
- NSF 372

| Part No. | Size |
|----------|--------|
| 5427-081 | 1" |
| 5427-082 | 1 1/4" |



2097
Galvanized Male Adapter - No-Lead

- Insert x MNPT

| Part No. | Size |
|----------|--------|
| 4421-334 | 1/2" |
| 4421-335 | 3/4" |
| 4421-336 | 1" |
| 4421-337 | 1 1/4" |
| 4421-338 | 1 1/2" |
| 4421-339 | 2" |



72116T
Bronze Foot Valve - No-Lead

- FNPT, 200 WOG
- Stainless-Steel screen
- End of line applications
- NSF / ANSI 372

| Part No. | Size |
|----------|--------|
| 5421-350 | 3/4" |
| 5421-351 | 1" |
| 5421-352 | 1 1/4" |
| 5421-353 | 1 1/2" |
| 5421-354 | 2" |



2098
Galvanized Coupling - No-Lead

- Insert x Insert

| Part No. | Size |
|----------|--------|
| 4421-340 | 1/2" |
| 4421-341 | 3/4" |
| 4421-342 | 1" |
| 4421-343 | 1 1/4" |
| 4421-344 | 1 1/2" |
| 4421-345 | 2" |



2000HC68 - Stainless-Steel Hose Clamp

- 300 Grade Stainless-Steel Components
- **Screw:** 5/16" Hex Head 302 Stainless-Steel with Deep Socket
- **Housing:** 304 Stainless-Steel One Piece
- **Band:** 9/16" wide - 304 Stainless-Steel
- Sold in Box Quantity ONLY
- 100% Stainless-Steel

| Part No. | Model No. | Trade Size | Min. | Max. |
|----------|-------------|------------|--------|---------|
| 4424-135 | 2000HC6808 | 8 | 7/16" | 1" |
| 4424-136 | 2000HC6810 | 10 | 1/2" | 1 1/16" |
| 4424-137 | 2000HC6812 | 12 | 1/2" | 1 1/4" |
| 4424-138 | 2000HC6816 | 16 | 11/16" | 1 1/2" |
| 4424-139 | 2000HC6820 | 20 | 3/4" | 1 3/4" |
| 4424-140 | 2000HC6824 | 24 | 1" | 2" |
| 4424-141 | 2000HC6828 | 28 | 1 1/4" | 2 1/4" |
| 4424-142 | 2000HC6832 | 32 | 1 1/2" | 2 1/2" |
| 4424-143 | 2000HC6836 | 36 | 1 3/4" | 2 3/4" |
| 4424-144 | 2000HC6840 | 40 | 2" | 3" |
| 4424-145 | 2000HC6844 | 44 | 2 1/4" | 3 1/4" |
| 4424-146 | 2000HC6848 | 48 | 2 1/2" | 3 1/2" |
| 4424-147 | 2000HC6852 | 52 | 2 3/4" | 3 3/4" |
| 4424-148 | 2000HC6856 | 56 | 3" | 4" |
| 4424-149 | 2000HC6860 | 60 | 3 1/4" | 4 1/4" |
| 4424-150 | 2000HC6864 | 64 | 2 1/2" | 4 1/2" |
| 4424-151 | 2000HC6872 | 72 | 3" | 5" |
| 4424-152 | 2000HC6880 | 80 | 3 1/2" | 5 1/2" |
| 4424-153 | 2000HC6888 | 88 | 4" | 6" |
| 4424-154 | 2000HC6896 | 96 | 4 1/2" | 6 1/2" |
| 4424-155 | 2000HC68104 | 104 | 5" | 7" |



2000HC62M - Stainless-Steel Hose Clamp

- **Screw:** 1/4" Hex Head 302 Stainless-Steel
- **Band & Housing:** 5/16" - 304 Stainless-Steel
- Sold in Box Quantity ONLY
- 100% Stainless-Steel

| Part No. | Model No. | Trade Size | Min. | Max. |
|----------|-------------|------------|-------|------|
| 4424-240 | 2000HC62M04 | 4 | 1/4" | 5/8" |
| 4424-241 | 2000HC62M06 | 6 | 7/16" | 3/4" |
| 4424-242 | 2000HC62M08 | 8 | 1/2" | 7/8" |
| 4424-243 | 2000HC62M10 | 10 | 1/2" | 1" |



Introducing A.Y. McDonald's New Interactive Digital Product Catalogs

Be the first to navigate A.Y. McDonald's new system/service that takes static PDFs to interactive digital catalogs. This upgraded catalog system brings more functionality to the process, can be viewed on all devices (desktop, tablet, mobile PC vs. MAC, etc.), and you are no longer required to download a massive PDF document (although this is still an option)!

You can access the new digital catalogs in the same spot as they've always been. Simply visit aymcdonald.com, click on 'Support', then click on 'Resources', and then 'Catalogs'.

- Toggle between single and double page views based on preferences.
- Download individual pages or page ranges to share or save.
- Add notes throughout the catalog to keep track of comments, questions, and product options.
- Send individual catalog pages directly to emails or post on social media with single click
- Crop images or specific pieces of catalog information to share, download, or print.
- View page thumbnails for faster access to specific product sections.
- Use the arrows, bookmarks or table of contents tab to make navigation a breeze.

DCatalog Library



aymcdonald.dcatalog.com





**WITHOUT
YOU
THERE IS
NO US.**



Non-Potable Valves & Fittings




Plumbing Catalog - December 2022





2032T

Full Port Ball Valve

- FNPT x FNPT - 600 WOG - 150 WSP
- Manufactured to MSS-SP-110
- Threads Conform to ANSI B1.20.1
- Blowout proof stem
- 1/2" - 2" certified to:   

| Part No. | Size |
|----------|--------|
| 4420-006 | 1/4" |
| 4420-007 | 3/8" |
| 4420-150 | 1/2" |
| 4420-151 | 3/4" |
| 4420-152 | 1" |
| 4421-115 | 1 1/4" |
| 4421-116 | 1 1/2" |
| 4421-117 | 2" |
| 4420-018 | 2 1/2" |
| 4420-019 | 3" |
| 4420-095 | 4" |




2008

Boiler Drain

- MNPT x MGHT - 120 WOG
- *1/2" is MNPT or Copper Combination

| Part No. | Size |
|----------|-------|
| 4420-120 | *1/2" |
| 4420-121 | 3/4" |



2032S

Full Port Ball Valve

- SWT x SWT - 600 WOG - 150 WSP
- Manufactured to MSS-SP-110
- Solder Ends Conform to ANSI B16.18
- Blowout proof stem

| Part No. | Size |
|----------|--------|
| 4420-153 | 1/2" |
| 4420-154 | 3/4" |
| 4420-155 | 1" |
| 4421-118 | 1 1/4" |
| 4421-119 | 1 1/2" |
| 4421-120 | 2" |
| 4420-016 | 2 1/2" |
| 4420-017 | 3" |



2035T

Full Port Gate Valve

- FNPT x FNPT - 200 WOG - 125 WSP
- Manufactured to MSS-SP-110
- Threads Conform to ANSI B1.20.1
- Blowout proof stem

| Part No. | Size |
|----------|--------|
| 4420-126 | 1/2" |
| 4420-127 | 3/4" |
| 4420-128 | 1" |
| 4420-129 | 1 1/4" |
| 4420-130 | 1 1/2" |
| 4420-131 | 2" |
| 4421-112 | 2 1/2" |
| 4421-113 | 3" |
| 4421-114 | 4" |



2032TL

Full Port Ball Valve with Locking Handle

- FNPT x FNPT - 600 WOG - 150 WSP
- Manufactured to MSS-SP-110
- Threads Conform to ANSI B1.20.1
- Blowout proof stem

| Part No. | Size |
|----------|--------|
| 4419-003 | 1/4" |
| 4419-004 | 3/8" |
| 4421-242 | 1/2" |
| 4421-243 | 3/4" |
| 4421-244 | 1" |
| 4421-245 | 1 1/4" |
| 4421-246 | 1 1/2" |
| 4421-247 | 2" |



2029S

Full Port Flange Ball Valve

- SWT x Flange - 600 WOG
- Manufactured to MSS-SP-110
- Solder Ends Conform to ANSI B16.18
- Blowout proof stem
- Bolt set included
- Isolation valve for circulator pumps

| Part No. | Size |
|----------|--------|
| 4420-438 | 3/4" |
| 4420-439 | 1" |
| 4420-440 | 1 1/4" |
| 4420-441 | 1 1/2" |



2029T

Full Port Flange Ball Valve

- FNPT x Flange - 600 WOG
- Manufactured to MSS-SP-110
- Threads Conform to ANSI B1.20.1
- Blowout proof stem
- Bolt set included
- Isolation valve for circulator pumps

| Part No. | Size |
|----------|--------|
| 4420-432 | 3/4" |
| 4420-433 | 1" |
| 4420-434 | 1 1/4" |



2029PS

Full Port Flange Ball Valve with Purge Port

- SWT x Swivel Flange - 600 WOG
- Manufactured to MSS-SP-110
- Solder Ends Conform to ANSI B16.18
- Blowout proof stem
- Bolt set included
- Isolation valve for circulator pumps

| Part No. | Size |
|----------|--------|
| 4423-078 | 3/4" |
| 4423-079 | 1" |
| 4423-080 | 1 1/4" |



2029P

Full Port Flange Ball Valve

- CTS (Press Fit) x Swivel Flange - 250 CWP
- Manufactured to MSS-SP-110
- Blowout proof stem
- Bolt set included
- Isolation valve for circulator pumps

| Part No. | Size |
|----------|--------|
| 4423-452 | 3/4" |
| 4423-453 | 1" |
| 4423-454 | 1 1/4" |



2029PT

Full Port Flange Ball Valve with Purge Port

- FNPT x Swivel Flange - 600 WOG
- Manufactured to MSS-SP-110
- Threads Conform to ANSI B1.20.1
- Blowout proof stem
- Bolt set included
- Isolation valve for circulator pumps

| Part No. | Size |
|----------|--------|
| 4423-075 | 3/4" |
| 4423-076 | 1" |
| 4423-077 | 1 1/4" |




2029PP

Full Port Flange Ball Valve with Purge Port

- CTS (Press Fit) x Swivel Flange - 250 CWP
- Manufactured to MSS-SP-110
- Blowout proof stem
- Bolt set included
- Isolation valve for circulator pumps

| Part No. | Size |
|----------|--------|
| 4423-455 | 3/4" |
| 4423-456 | 1" |
| 4423-457 | 1 1/4" |



2029SK

Full Port Flange Ball Valve Kit

- SWT x Flange - 600 WOG
- Manufactured to MSS-SP-110
- Solder Ends Conform to ANSI B16.18
- Blowout proof stem
- Bolt set included
- Isolation valve for circulator pumps
- Kit includes: (1) 2029T & (1) 2029S

| Part No. | Size |
|----------|--------|
| 4424-024 | 3/4" |
| 4424-026 | 1" |
| 4424-028 | 1 1/4" |

Accessories - THE FOLLOWING does not come in contact with consumable water.



2032PNW

Packing Nut Wrench

- 1/4" - 2"
- For models 72032 & 2032

Part No.

4424-322




2035CH

Cross Handle

- For models 72018, 2035T, 72035S, 72035T, & 72038T

Part No. Size

| | |
|----------|-----------------|
| 4420-075 | 1/2" & 3/4" |
| 4420-076 | 1" |
| 4420-077 | 1 1/4" & 1 1/2" |
| 4424-209 | 2" |



2029TK

Full Port Flange Ball Valve Kit

- FNPT x Flange - 600 WOG
- Manufactured to MSS-SP-110
- Threads Conform to ANSI B1.20.1
- Blowout proof stem
- Bolt set included
- Isolation valve for circulator pumps
- Kit includes: (1) 2029T & (1) 2029S

| Part No. | Size |
|----------|------|
| 4424-025 | 3/4" |
| 4424-027 | 1" |




2035H

Repair Handles

- For Gate Valves made in Taiwan

Part No. Size

| | |
|----------|----------------|
| 4420-009 | 3/4" |
| 4420-010 | 1" |
| 4420-011 | 1 1/4 & 1 1/2" |
| 4420-012 | 2" |
| 4420-013 | 2 1/2" |
| 4420-014 | 3" |
| 4420-015 | 4" |



2035HW

Gate Valve Handwheel

- For Gate Valves made in Indonesia

Part No. Size

| | |
|----------|--------|
| 4424-164 | 3/4" |
| 4424-165 | 1" |
| 4424-166 | 1 1/2" |
| 4424-167 | 2" |
| 4424-168 | 2 1/2" |
| 4424-169 | 3" |
| 4424-170 | 4" |



10710

Gas Ball Valve with Green Handle

- FNPT x FNPT
- CSA Certified 3-88 5 PSIG
- UL Listed:
 - MHKZ.MH15973 - Manual Valves
 - YRBX.MH15973 - Flammable Liquid Shutoff Valves
 - YRPV.MH15973 - Gas Shutoff Valves
 - YSDT.MH15973 - LP-Gas Shutoff Valves
- Threads Conform to ANSI B1.20.1
- Blowout proof stem



| Part No. | Size |
|----------|------|
| 4901-160 | 3/8" |
| 4901-110 | 1/2" |
| 4901-111 | 3/4" |
| 4901-112 | 1" |



10710Y

Gas Ball Valve with Yellow Handle

- FNPT x FNPT
- CSA Certified 3-88 5 PSIG
- UL Listed:
 - MHKZ.MH15973 - Manual Valves
 - YRBX.MH15973 - Flammable Liquid Shutoff Valves
 - YRPV.MH15973 - Gas Shutoff Valves
 - YSDT.MH15973 - LP-Gas Shutoff Valves
- Threads Conform to ANSI B1.20.1
- Blowout proof stem



| Part No. | Size |
|----------|------|
| 4901-161 | 1/2" |
| 4901-162 | 3/4" |
| 4901-163 | 1" |



10710

Full Port Gas Ball Valve with Lever Handle

- FNPT x FNPT
- Conforms to CSA rating of 5 PSIG
- Conforms to UL rating of 1/2 PSIG
- Conforms to MSS-SP-110
- Threads Conform to ANSI B1.20.1
- Blowout proof stem



| Part No. | Size |
|----------|--------|
| 4901-113 | 1 1/4" |
| 4901-114 | 1 1/2" |
| 4901-115 | 2" |



10710M

Full Port Gas Ball Valve with T-Handle

- FNPT x FNPT
- Conforms to MSS-SP-110
- Threads Conform to ANSI B1.20.1
- Blowout proof stem

| Part No. | Size |
|----------|--------|
| 4901-151 | 1 1/4" |
| 4901-152 | 1 1/2" |
| 4901-153 | 2" |



10710R

Gas Ball Valve with Red Handle

- FNPT x FNPT
- CSA Certified 3-88 5 PSIG
- UL Listed:
 - MHKZ.MH15973 - Manual Valves
 - YRBX.MH15973 - Flammable Liquid Shutoff Valves
 - YRPV.MH15973 - Gas Shutoff Valves
 - YSDT.MH15973 - LP-Gas Shutoff Valves
- Threads Conform to ANSI B1.20.1
- Blowout proof stem



| Part No. | Size |
|----------|------|
| 4901-154 | 1/2" |
| 4901-155 | 3/4" |
| 4901-156 | 1" |



10712

Gas Ball Valve

- FNPT x Flare
- CSA Certified 3-88 5 PSIG
- UL Listed:
 - MHKZ.MH15973 - Manual Valves
 - YRBX.MH15973 - Flammable Liquid Shutoff Valves
 - YRPV.MH15973 - Gas Shutoff Valves
 - YSDT.MH15973 - LP-Gas Shutoff Valves
- Threads Conform to ANSI B1.20.1
- Blowout proof stem



| Part No. | Size |
|----------|-------------|
| 4901-118 | 1/2" x 3/8" |
| 4901-119 | 1/2" x 1/2" |
| 4421-222 | 1/2" x 5/8" |
| 4901-120 | 3/4" x 5/8" |



10724

Gas Ball Valve with Pilot Tap

- FNPT x FNPT
- Conforms to CSA rating of 5 PSIG
- Threads Conform to ANSI B1.20.1
- Blowout proof stem



| Part No. | Size |
|----------|------|
| 4420-217 | 1/2" |
| 4420-218 | 3/4" |



10720

Straight Log Lighter Valve - Chrome

- FNPT x FNPT
- 1/2 PSIG
- Threads Conform to ANSI B1.20.1

| Part No. | Size |
|----------|------|
| 4901-126 | 1/2" |



10714

Gas Ball Valve

- Flare x Flare
- CSA Certified 3-88 5 PSIG
- UL Listed:
 - MHKZ.MH15973 - Manual Valves
 - YRBX.MH15973 - Flammable Liquid Shutoff Valves
 - YRPV.MH15973 - Gas Shutoff Valves
 - YSDT.MH15973 - LP-Gas Shutoff Valves
- Threads Conform to ANSI B1.20.1
- Blowout proof stem



| Part No. | Size |
|----------|------|
| 4901-121 | 3/8" |
| 4901-122 | 1/2" |



10722

Angle Log Lighter Valve - Chrome

- FNPT x FNPT
- 1/2 PSIG
- Threads Conform to ANSI B1.20.1



| Part No. | Size |
|----------|------|
| 4901-125 | 1/2" |



10720ETC

Chrome - Escutcheon Tube

| Part No. |
|----------|
| 4901-127 |



10716

Gas Ball Valve

- MNPT x Flare
- CSA Certified 3-88 5 PSIG
- UL Listed:
 - MHKZ.MH15973 - Manual Valves
 - YRBX.MH15973 - Flammable Liquid Shutoff Valves
 - YRPV.MH15973 - Gas Shutoff Valves
 - YSDT.MH15973 - LP-Gas Shutoff Valves
- Threads Conform to ANSI B1.20.1
- Blowout proof stem



| Part No. | Size |
|----------|-------------|
| 4901-131 | 1/2" x 3/8" |
| 4901-132 | 1/2" x 1/2" |



10720KC

Chrome - Operating Key

- 2" Key length

| Part No. |
|----------|
| 4901-129 |



10720KCL

Chrome - Operating Key

- 8" Key length

| Part No. |
|----------|
| 4901-133 |



4431T
Brass Steam Angle Radiator Valve
 - FNPT x MNPT Union
 - 15 WSP
 - 60 PSI

| Part No. | Size |
|----------|--------|
| 4420-053 | 1/2" |
| 4420-054 | 3/4" |
| 4420-055 | 1" |
| 4420-056 | 1 1/4" |
| 4420-057 | 1 1/2" |



4433T
Bronze Convector Steam Angle Valve
 - FNPT Union x FNPT
 - 15 WSP
 - 60 PSI Hot Water

| Part No. | Size |
|----------|--------|
| 4420-062 | 1" |
| 4420-063 | 1 1/4" |



4437S
Bronze Hot Water Angle Radiator Valve
 - SWT x MNPT Union
 - 60 PSI Hot Water
 - Hole drilled in seat for hot water use

| Part No. | Size |
|----------|------|
| 4420-369 | 1/2" |
| 4420-370 | 3/4" |



4438S
Union Elbow
 - SWT x MNPT Union
 - 15 WSP
 - 60 PSI Hot Water

| Part No. | Size |
|----------|------|
| 4420-073 | 1/2" |
| 4420-074 | 3/4" |



4437T
Bronze Hot Water Angle Radiator Valve
 - FNPT x MNPT Union
 - 60 PSI Hot Water
 - Hole drilled in seat for hot water use

| Part No. | Size |
|----------|--------|
| 4420-087 | 1/2" |
| 4420-088 | 3/4" |
| 4420-089 | 1" |
| 4420-090 | 1 1/4" |



4438T
Union Elbow
 - FNPT x MNPT Union
 - 15 WSP
 - 60 PSI Hot Water

| Part No. | Size |
|----------|--------|
| 4420-071 | 1/2" |
| 4420-072 | 3/4" |
| 4901-146 | 1" |
| 4901-147 | 1 1/4" |



4435T
Bronze Steam Radiator Gate Valve
 - FNPT x MNPT Union
 - 125 WSP

| Part No. | Size |
|----------|--------|
| 4420-058 | 1/2" |
| 4420-059 | 3/4" |
| 4420-060 | 1" |
| 4420-061 | 1 1/4" |



4439S
Hydronic Balancing Ball Valve
 - SWT x SWT
 - 40 WOG
 - Screw driver slot head

| Part No. | Size |
|----------|------|
| 4420-068 | 1/2" |
| 4420-069 | 3/4" |
| 4420-070 | 1" |



2201

Cap

- Threads Conform to ANSI B1.20.1

| Part No. | Size |
|----------|--------|
| 4422-187 | 1/2" |
| 4422-188 | 3/4" |
| 4422-189 | 1" |
| 4422-190 | 1 1/4" |
| 4422-191 | 1 1/2" |
| 4422-192 | 2" |



2206

Hex Reducing Bushing

- Threads Conform to ANSI B1.20.1

| Part No. | Size |
|----------|-----------------|
| 4422-451 | 1/4" x 1/8" |
| 4422-260 | 3/8" x 1/4" |
| 4424-200 | 1/2" x 1/8" |
| 4422-261 | 1/2" x 1/4" |
| 4422-262 | 1/2" x 3/8" |
| 4422-263 | 3/4" x 1/4" |
| 4422-265 | 3/4" x 1/2" |
| 4422-268 | 1" x 1/2" |
| 4422-269 | 1" x 3/4" |
| 4422-271 | 1 1/4" x 3/4" |
| 4422-272 | 1 1/4" x 1" |
| 4422-274 | 1 1/2" x 3/4" |
| 4422-275 | 1 1/2" x 1" |
| 4422-276 | 1 1/2" x 1 1/4" |
| 4422-278 | 2" x 3/4" |
| 4422-279 | 2" x 1" |
| 4422-280 | 2" x 1 1/4" |
| 4422-281 | 2" x 1 1/2" |



2202

Cored Plug

- Threads Conform to ANSI B1.20.1

| Part No. | Size |
|----------|--------|
| 4422-207 | 1/2" |
| 4422-208 | 3/4" |
| 4422-209 | 1" |
| 4422-210 | 1 1/4" |
| 4422-211 | 1 1/2" |
| 4422-212 | 2" |



2204RSQH

Clean Out Plug - Raised Head

- Threads Conform to ANSI B1.20.1

| Part No. | Size |
|----------|--------|
| 4427-088 | 2" |
| 4427-089 | 2 1/2" |
| 4427-090 | 3" |
| 4427-110 | 3 1/2" |
| 4427-111 | 4" |
| 4427-112 | 5" |
| 4427-113 | 6" |



2210

Coupling

- Threads Conform to ANSI B1.20.1

| Part No. | Size |
|----------|--------|
| 4422-139 | 1/4" |
| 4422-140 | 3/8" |
| 4422-141 | 1/2" |
| 4422-142 | 3/4" |
| 4422-143 | 1" |
| 4422-144 | 1 1/4" |
| 4422-145 | 1 1/2" |
| 4422-146 | 2" |



2204

Clean Out Plug - Counter Sunk

- Threads Conform to ANSI B1.20.1

| Part No. | Size |
|----------|--------|
| 4427-091 | 2" |
| 4427-092 | 2 1/2" |
| 4427-093 | 3" |
| 4427-114 | 3 1/2" |
| 4427-079 | 4" |
| 4427-115 | 5" |
| 4427-080 | 6" |



2210

Reducing Coupling

- Threads Conform to ANSI B1.20.1

| Part No. | Size |
|----------|-----------------|
| 4422-155 | 3/4" x 1/2" |
| 4422-158 | 1" x 1/2" |
| 4422-159 | 1" x 3/4" |
| 4422-161 | 1 1/4" x 3/4" |
| 4422-162 | 1 1/4" x 1" |
| 4422-164 | 1 1/2" x 3/4" |
| 4422-165 | 1 1/2" x 1" |
| 4422-166 | 1 1/2" x 1 1/4" |
| 4422-169 | 2" x 1" |
| 4422-170 | 2" x 1 1/4" |
| 4422-171 | 2" x 1 1/2" |



2220

Union

- Threads Conform to ANSI B1.20.1

| Part No. | Size |
|----------|--------|
| 4422-296 | 1/2" |
| 4422-297 | 3/4" |
| 4422-298 | 1" |
| 4422-299 | 1 1/4" |
| 4422-300 | 1 1/2" |
| 4422-301 | 2" |



2290

90° Elbow

- Threads Conform to ANSI B1.20.1

| Part No. | Size |
|----------|--------|
| 4422-000 | 1/4" |
| 4422-002 | 1/2" |
| 4422-003 | 3/4" |
| 4422-004 | 1" |
| 4422-005 | 1 1/4" |
| 4422-006 | 1 1/2" |
| 4422-007 | 2" |



2230

Tee

- Threads Conform to ANSI B1.20.1

| Part No. | Size |
|----------|--------|
| 4422-071 | 1/4" |
| 4422-072 | 3/8" |
| 4422-073 | 1/2" |
| 4422-074 | 3/4" |
| 4422-075 | 1" |
| 4422-076 | 1 1/4" |
| 4422-077 | 1 1/2" |
| 4422-078 | 2" |



2290

90° Reducing Elbow

- Threads Conform to ANSI B1.20.1

| Part No. | Size |
|----------|-----------|
| 4422-020 | 1" x 3/4" |



2230

Reducing Tee

- Threads Conform to ANSI B1.20.1

| Part No. | Size |
|----------|-------------|
| 4422-098 | 3/4" x 1/2" |
| 4422-102 | 1" x 3/4" |



2291

90° Street Elbow

- Threads Conform to ANSI B1.20.1

| Part No. | Size |
|----------|--------|
| 4422-050 | 3/8" |
| 4422-051 | 1/2" |
| 4422-052 | 3/4" |
| 4422-053 | 1" |
| 4422-054 | 1 1/4" |
| 4422-055 | 1 1/2" |
| 4422-056 | 2" |

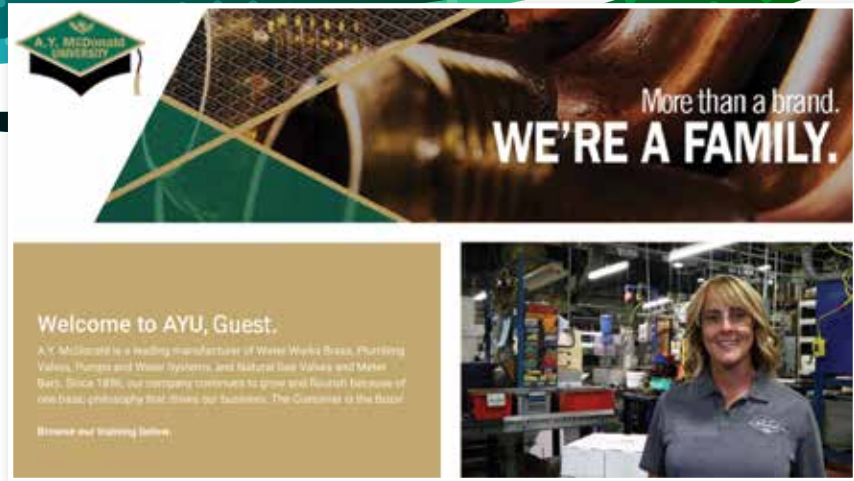


2245

45° Elbow

- Threads Conform to ANSI B1.20.1

| Part No. | Size |
|----------|--------|
| 4422-040 | 1/2" |
| 4422-041 | 3/4" |
| 4422-042 | 1" |
| 4422-043 | 1 1/4" |
| 4422-044 | 1 1/2" |
| 4422-045 | 2" |



AYU: Knowledge at Your Fingertips

You know all those questions you had when you first entered the industry and even decades on the job? Well, we're here to finally answer them.

The industries that A.Y. McDonald serves – water works, pumps, plumbing, and natural gas – consist of centuries worth of history and knowledge. It's information that is very rarely written down, located in one place, and not available for just anyone to access...until now.

As our new **FREE** mobile friendly e-learning platform, A.Y. McDonald University (AYU) already contains dozens of courses that are ready to be viewed, clicked through, and read by you. Whether you're in the field or at the office, AYU is knowledge available 24/7 right at your fingertips!

As an idea that stemmed directly from you (our customer and boss), we couldn't be more excited to finally launch this project. Find out what all the fuss is about by signing up today at aymcdonald.com!



Social Media & AY Alerts

Our industry is booming and we're just here to make sense of it. Stay connected with A.Y. McDonald by following, liking, or subscribing to our many social media platforms and don't forget to sign up for AY Alerts to stay up-to-date on A.Y. McDonald news:

Facebook



Instagram



LinkedIn



Twitter



YouTube



A.Y. Alerts





**WITHOUT
YOU
THERE IS
NO US.**



**CHICAGO
FITTINGS**

Plumbing Catalog - December 2022



Flexible Anodeless Risers for Natural Gas Applications



Chicago Fittings

TO BE USED WITH NATURAL GAS ONLY


Features & Benefits

- **No Underground Joints**
One solid service line from point-to-point with above ground terminations.
- **No Chamfering**
A simple clean cut is all that is required.
- **Bi-Directional Seal**
Assembly CAN'T be installed improperly where some competitors multiple internal components MUST have proper order and orientation to function properly.
- **No Torque Requirements**
All X-Risers incorporate the "bottoming" or "positive stop" design. Simply tighten the compression nut until it is metal-to-metal and you are done.
- **Simple Design**
Can be installed with one flat jaw wrench extending the life of protective coatings commonly flawed or removed by pipe wrenches.
- **Integral Barbed Stiffeners**
Are permanent (not loose) for additional pull out resistance.
- **Quality**
Chicago Fittings products are CNC machined from solid bar stock (not castings) providing high quality product with the most precise threads and design flexibility.



| A.Y. Part No. | CFC Part # | Description (PE Size x Outlet) |
|---------------|------------------|--|
| 4430-000 | XR-13B-8-36-ZDC | 1/2" IPS (SDR 9.3/.090" Wall) x 1/2" MNPT x 36" |
| 4430-001 | XR-18B-12-36-ZDC | 1" CTS (SDR 12.5/.090" Wall) x 3/4" MNPT x 36" |
| 4430-002 | XR-18B-16-36-ZDC | 1" CTS (SDR 12.5/.090" Wall) x 1" MNPT x 36" |
| 4430-048 | XR-18E-16-36-ZDC | 1" CTS (SDR 11/.100" Wall) x 1" MNPT x 36" |
| 4430-003 | XR-17C-12-36-ZDC | 3/4" IPS (SDR 11/.095" Wall) x 3/4" MNPT x 36" |
| 4430-004 | XR-21J-16-36-ZDC | 1" IPS (SDR 11/.119" Wall) x 1" MNPT x 36" |
| 4430-005 | XR-27G-20-36-ZDC | 1-1/4" IPS (SDR 11/.151" Wall) x 1-1/4" MNPT x 36" |
| 4430-006 | XR-27H-20-36-ZDC | 1-1/4" IPS (SDR 10/.166" Wall) x 1-1/4" MNPT x 36" |
| 4430-007 | XR-31K-24-36-ZDC | 1-1/2" IPS (SDR 11/.173" Wall) x 1-1/2" MNPT x 36" |
| 4430-008 | XR-38M-32-36-ZDC | 2" IPS (SDR 11/.216" Wall) x 2" MNPT x 36" |

Plastic Service Fittings



Features & Benefits

- **Sealastic Design**
Rugged leak resistant design utilizing a molded rubber seal/ferrule assembly and integral stiffener
- **Bottom Nut (Positive Stop)**
Self-seating design eliminates the need for torque measurement
- **Bi-Directional Seal / Ferrule Assembly**
One piece design eliminates worries of "Order & Orientation" of multiple internal components
- **Solid Bar Stock Construction**
CNC machined from solid bar stock eliminates concerns associated with malleable castings
- **Ease of Assembly**
Hex construction allows for use of flat jawed wrenches and greatly reduces damage to finishes compared to that of bite-style wrenches.
- **Tube Preparation**
A clean, burr-free cut is all that's required (No chamfering tools or fusion equipment).

597 Series

Male Adapters (Plastic x MNPT)

| A.Y. Part No. | CFC Part No. | Description (PE Size x Outlet) | Box Qty. | Box Wt. |
|---------------|--------------|--|----------|---------|
| 4430-009 | M597C11S090 | 1/2" IPS (SDR 9.3/.090" Wall) x 1/2" MNPT | 25 | 18 |
| 4430-010 | M597C12S090 | 1/2" IPS (SDR 9.3/.090" Wall) x 3/4" MNPT | 25 | 19 |
| 4430-011 | M597C32S095 | 3/4" IPS (SDR 11/.095" Wall) x 3/4" MNPT | 25 | 20 |
| 4430-012 | M597C53S119 | 1" IPS (SDR 11/.119" Wall) x 1" MNPT | 15 | 30 |
| 4430-013 | M597C74S151 | 1 1/4" IPS (SDR 11/.151" Wall) x 1-1/4" MNPT | 10 | 26 |
| 4430-014 | M597C74S166 | 1 1/4" IPS (SDR 10/.166" Wall) x 1-1/4" MNPT | 10 | 26 |
| 4430-015 | M597C82S173 | 1 1/2" IPS (SDR 11/.173" Wall) x 1-1/2" MNPT | 10 | 31 |
| 4430-016 | M597C96S216 | 2" IPS (SDR 11/.216" Wall) x 2" MNPT | 6 | 28 |



750PP Series

Couplings (Plastic x Plastic)

| A.Y. Part No. | CFC Part No. | Description (PE Size) | Box Qty. | Box Wt. |
|---------------|--------------|--------------------------------|----------|---------|
| 4430-017 | M750C13 | 1/2" IPS (SDR 9.3/.090" Wall) | 25 | 38 |
| 4430-018 | M750C17 | 3/4" IPS (SDR 11/.095" Wall) | 20 | 33 |
| 4430-019 | M750C21 | 1" IPS (SDR 11/.119" Wall) | 14 | 44 |
| 4430-020 | M750C27 | 1 1/4" IPS (SDR 11/.151" Wall) | 9 | 36 |
| 4430-021 | M750C27-166 | 1 1/4" IPS (SDR 10/.166" Wall) | 9 | 36 |
| 4430-022 | M750C31 | 1 1/2" IPS (SDR 11/.173" Wall) | 5 | 32 |
| 4430-023 | M750C38 | 2" IPS (SDR 11/.216" Wall) | 4 | 30 |



| A.Y. Part No. | CFC Part No. | Description | Box Qty. | Box Wt. |
|---------------|--------------|------------------------------------|----------|---------|
| 4430-060 | CY10S | 1/2" CTS Seal & Ferrule Assembly | 5 | 0.1 |
| 4430-061 | CY14S | 1/2" IPS Seal & Ferrule Assembly | 5 | 0.1 |
| 4430-062 | CY17S | 3/4" IPS Seal & Ferrule Assembly | 5 | 0.1 |
| 4430-063 | CY18S | 1" CTS Seal & Ferrule Assembly | 5 | 0.1 |
| 4430-064 | CY21/22S | 1" IPS Seal & Ferrule Assembly | 5 | 0.1 |
| 4430-065 | CY27S | 1 1/4" IPS Seal & Ferrule Assembly | 5 | 0.3 |
| 4430-066 | CY31S | 1 1/2" IPS Seal & Ferrule Assembly | 5 | 0.4 |
| 4430-067 | CY38S | 2" IPS Seal & Ferrule Assembly | 5 | 0.5 |

For fittings coated with E-coat Grey add "EG" to the end of the part number.
For underground use, uncoated fittings must be protected with an approved tape/wrap as defined by local/regional code.

⚠ Note: Sealastic products are manufactured under U.S. and foreign patents. Fittings may be reused only if new seal and ferrule is inserted. When pipe movement out of the coupling might occur as a result of forces other than that caused by internal line pressure of 125 PSI maximum, proper anchorage of the pipe must be provided.

Chicago Fittings

Flexible Anodeless Risers for Propane Gas Applications



CAN BE USED WITH PROPANE OR NATURAL GAS

Features & Benefits

- No Underground Joints

One solid service line from point-to-point with above ground terminations.

- No Chamfering

A simple clean cut is all that is required.

- Bi-Directional Seal

Assembly CAN'T be installed improperly where some competitors multiple internal components MUST have proper order and orientation to function properly.

- No Torque Requirements

All X-Risers incorporate the "bottoming" or "positive stop" design. Simply tighten the compression nut until it is metal-to-metal and you are done.

- Simple Design

Can be installed with one flat jaw wrench extending the life of protective coatings commonly flawed or removed by pipe wrenches.

- Integral Barbed Stiffeners

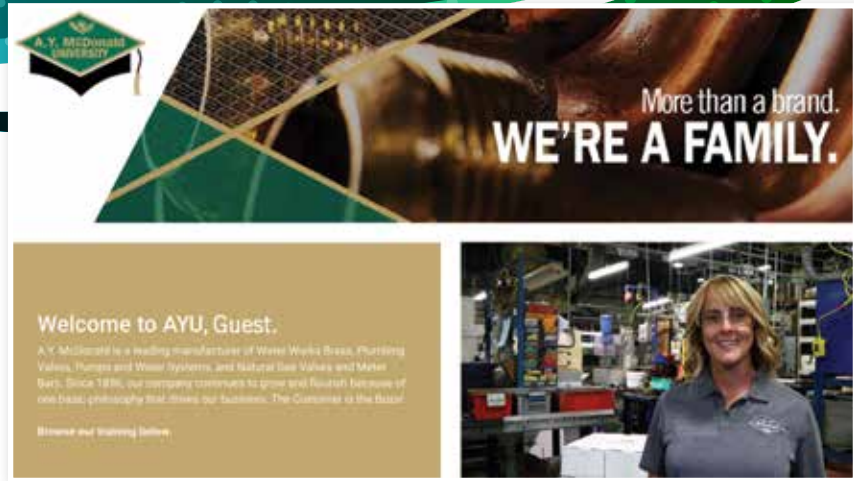
Are permanent (not loose) for additional pull out resistance.

- Quality

Chicago Fittings products are CNC machined from solid bar stock (not castings) providing high quality product with the most precise threads and design flexibility.



| A.Y. Part No. | CFC Part # | Description (PE Size x Outlet) |
|---------------|----------------------|--|
| 4430-024 | XR-10B-8SN-36-L-ZDC | 1/2"CTS (SDR 7/.090 WALL) x 1/2" FEMALE FLARE SWIVEL x 36" with CFlexliner™ |
| 4430-025 | XR-10B-8SN-72-L-ZDC | 1/2"CTS (SDR 7/.090 WALL) x 1/2" FEMALE FLARE SWIVEL x 72" with CFlexliner™ |
| 4430-026 | XR-10B-8SN-96-L-ZDC | 1/2"CTS (SDR 7/.090 WALL) x 1/2" FEMALE FLARE SWIVEL x 96" with CFlexliner™ |
| 4430-027 | XR-10B-8-36-L-ZDC | 1/2"CTS (SDR 7/.090 WALL) x 1/2" MNPT x 36" with CFlexliner™ |
| 4430-028 | XR-10B-8-72-L-ZDC | 1/2"CTS (SDR 7/.090 WALL) x 1/2" MNPT x 72" with CFlexliner™ |
| 4430-029 | XR-10B-8-96-L-ZDC | 1/2"CTS (SDR 7/.090 WALL) x 1/2" MNPT x 96" with CFlexliner™ |
| 4430-031 | XR-10B-12-36-L-ZDC | 1/2"CTS (SDR 7/.090 WALL) x 3/4" MNPT x 36" with CFlexliner™ |
| 4430-032 | XR-10B-12-72-L-ZDC | 1/2"CTS (SDR 7/.090 WALL) x 3/4" MNPT x 72" with CFlexliner™ |
| 4430-035 | XR-17C-12-36-L-ZDC | 3/4"IPS (SDR 11/.095 WALL) x 3/4" MNPT x 36" with CFlexliner™ |
| 4430-036 | XR-17C-12-72-L-ZDC | 3/4"IPS (SDR 11/.095 WALL) x 3/4" MNPT x 72" with CFlexliner™ |
| 4430-037 | XR-17C-12-96-L-ZDC | 3/4"IPS (SDR 11/.095 WALL) x 3/4" MNPT x 96" with CFlexliner™ |
| 4430-038 | XR-17C-10SN-36-L-ZDC | 3/4"IPS (SDR 11/.095 WALL) x 5/8" FEMALE FLARE SWIVEL x 36" with CFlexliner™ |
| 4430-039 | XR-17C-10SN-72-L-ZDC | 3/4"IPS (SDR 11/.095 WALL) x 5/8" FEMALE FLARE SWIVEL x 72" with CFlexliner™ |
| 4430-042 | XR-21J-12-36-L-ZDC | 1" IPS (SDR 11/.119 WALL) x 3/4" MNPT x 36" with CFlexliner™ |
| 4430-043 | XR-21J-12-72-L-ZDC | 1" IPS (SDR 11/.119 WALL) x 3/4" MNPT x 72" with CFlexliner™ |
| 4430-044 | XR-21J-12-96-L-ZDC | 1" IPS (SDR 11/.119 WALL) x 3/4" MNPT x 96" with CFlexliner™ |
| 4430-045 | XR-21J-16-36-L-ZDC | 1" IPS (SDR 11/.119 WALL) x 1" MNPT x 36" with CFlexliner™ |
| 4430-046 | XR-21J-16-72-L-ZDC | 1" IPS (SDR 11/.119 WALL) x 1" MNPT x 72" with CFlexliner™ |
| 4430-047 | XR-21J-16-96-L-ZDC | 1" IPS (SDR 11/.119 WALL) x 1" MNPT x 96" with CFlexliner™ |



AYU: Knowledge at Your Fingertips

You know all those questions you had when you first entered the industry and even decades on the job? Well, we're here to finally answer them.

The industries that A.Y. McDonald serves – water works, pumps, plumbing, and natural gas – consist of centuries worth of history and knowledge. It's information that is very rarely written down, located in one place, and not available for just anyone to access...until now.

As our new **FREE** mobile friendly e-learning platform, A.Y. McDonald University (AYU) already contains dozens of courses that are ready to be viewed, clicked through, and read by you. Whether you're in the field or at the office, AYU is knowledge available 24/7 right at your fingertips!

As an idea that stemmed directly from you (our customer and boss), we couldn't be more excited to finally launch this project. Find out what all the fuss is about by signing up today at **aymcdonald.com**!



Social Media & AY Alerts

Our industry is booming and we're just here to make sense of it. Stay connected with A.Y. McDonald by following, liking, or subscribing to our many social media platforms and don't forget to sign up for AY Alerts to stay up-to-date on A.Y. McDonald news:

Facebook



Instagram



LinkedIn



Twitter



YouTube



A.Y. Alerts





**WITHOUT
YOU
THERE IS
NO US.**



VAL-MATIC®

Plumbing Catalog - December 2022



Air Release Valves

The Val-Matic Air Release Valve and Combination Air Valves are manufactured in accordance with the rigorous industry requirements given in the AWWA Standard C512. Each valve features 316 Stainless-Steel trim, full size ports, ANSI threaded connections, and stringent testing. From the float material to the shape of the body, Val-Matic Air Valves are designed for optimum performance and are NSF 61 and 372 certified for use in drinking water applications.



Operational Highlights:

- Maintains system flow efficiency
- Releases unwanted air pockets during system operation
- Protects system against air related surges
- Fully complies with AWWA C512

Product Features:

- Unconditionally guaranteed Stainless-Steel floats
- Stainless-Steel 316 internal trim
- Resilient seating for positive shutoff
- Performance proven for over 50 years

Optional Accessories:

- Vacuum check (prevents inflow of air)
- Outlet hood with screen (prevents debris from entering valves)
- Isolation ball valves (allows valve maintenance)

Materials of Construction

| Component | Standard |
|----------------|-------------------------------------|
| Body and Cover | Cast Iron ASTM A126 Class B |
| Float and Trim | Type 316 Stainless-Steel |
| Seal | Viton |
| Coating | Universal Acrylic Primer (external) |

Accessories

| Part # | Model # | Description |
|----------|-----------|------------------------------|
| 4431-001 | SPK-5VC.1 | 1/2" Vacuum Check |
| 4431-002 | SPK-5H | 1/2" Outlet Hood with Screen |
| 4431-003 | SPK-1BV | 1" Isolation Ball Valve |

Water Air Release Valves

| Part # | Model # | Description | GPM | Inlet Size | Outlet Size | CWP PSI | Orifice Size | A | B |
|----------|---------|----------------------------|-----|------------|-------------|---------|--------------|-------|-------|
| 4431-000 | 15A.3 | 1" Water Air Release Valve | 800 | *1" NPT | 1/2" NPT | 175 | 1/16" | 4.75" | 5.25" |

*1/2" & 3/4" bushings included

Combination Air Valves

The Val-Matic Air Release Valve and Combination Air Valves are manufactured in accordance with the rigorous industry requirements given in the AWWA Standard C512. Each valve features 316 Stainless-Steel trim, full size ports, ANSI threaded connections, and stringent testing. From the float material to the shape of the body, Val-Matic Air Valves are designed for optimum performance and are NSF 61 and 372 certified for use in drinking water applications.



Operational Highlights:

- Provides the functions of both Air Release and Air/Vacuum Valves
- Exhausts large quantities of air at system start-up
- Releases air pockets during system operation
- Provides pipeline vacuum protection
- Fully complies with AWWA C512

Product Features:

- Single Body incorporates both features within one valve
 - More compact and economical
- Inlets and outlets are equal to full nominal size
- Unconditionally guaranteed Stainless-Steel floats
- Stainless-Steel 316 internal trim
- Exclusive high/low pressure resilient seating

Optional Accessories:

- Outlet hood with screen (prevents debris from entering valves)
- Isolation ball valves (allows valve maintenance)

VAL-MATIC®

Materials of Construction

| Component | Standard |
|------------------------|-------------------------------------|
| Body, Cover and Baffle | Cast Iron ASTM A126 Class B |
| Trim | Type 316 Stainless-Steel |
| Seal | Buna-N |
| Coating | Universal Acrylic Primer (external) |

Accessories

| Part # | Model # | Description |
|----------|---------|----------------------------|
| 4431-003 | SPK-1BV | 1" Isolation Ball Valve |
| 4431-005 | SPK-1H | 1" Outlet Hood with Screen |
| 4431-007 | SPK-2H | 2" Outlet Hood with Screen |
| 4431-008 | SPK-2BV | 2" Isolation Ball Valve |

Combination Air Valves

| Part # | Model # | Description | GPM | Inlet Size | Outlet Size | CWP PSI | Orifice Size | A | B |
|----------|---------|--|-------|------------|-------------|---------|--------------|--------|--------|
| 4431-004 | 201C.2 | 1" Combination Air Valve (Single Body) | 1,540 | 1" NPT | 1" NPT | 300 | 5/64" | 11.38" | 10.50" |
| 4431-006 | 202C.2 | 2" Combination Air Valve (Single Body) | 4,000 | 2" NPT | 2" NPT | 300 | 3/32" | 14.00" | 13.00" |

Outside Diameter Chart

Types of Pipe/Tubing for use with A.Y. McDonald Fittings (Outside Diameters listed)

| | CTS | CTS* | CTS* | CTS* | PEP* Accepts Barbed Insert | PEP* Accepts Barbed Insert |
|----------------------------|---|---|--|---|--|---|
| NOMINAL SIZE | TYPE K or L COPPER TUBE | POLYETHYLENE ASTM D2737 SDR 9 TUBE SIZE | PEX TUBING ASTM F876 SDR 9 CSA B137.5 | POLYBUTYLENE ASTM D2666 SDR 9 TUBE SIZE CLASS 250 | POLYBUTYLENE ASTM D2662 SDR 7 or POLYETHYLENE ASTM D2239 SDR 7 POLYETHYLENE PIPE SIZE | POLYETHYLENE ASTM D2239 SDR 9 POLYETHYLENE PIPE SIZE |
| 1/2" | $\frac{.622}{.628}$ C | $\frac{.621}{.629}$ A C | $\frac{.621}{.629}$ A C | $\frac{.625}{.633}$ A C | $\frac{.79}{.85}$ B C | |
| 5/8" | | | | | | |
| 3/4" | $\frac{.872}{.878}$ G | $\frac{.871}{.879}$ G | $\frac{.871}{.879}$ G | $\frac{.875}{.883}$ G | $\frac{1.045}{1.110 (1.089)}$ G | $\frac{.993}{1.058}$ |
| 1" | $\frac{1.121}{1.129}$ G | $\frac{1.120}{1.130}$ G | $\frac{1.120}{1.130}$ G | $\frac{1.125}{1.135}$ G | $\frac{1.329}{1.399 (1.384)}$ G | $\frac{1.263}{1.333}$ |
| 1 1/4" | $\frac{1.371}{1.379}$ G | $\frac{1.370}{1.380}$ G | $\frac{1.370}{1.380}$ G | $\frac{1.375}{1.385}$ G | $\frac{1.754}{1.832 (1.804)}$ | $\frac{1.666}{1.736}$ |
| 1 1/2" | $\frac{1.621}{1.630}$ G | $\frac{1.619}{1.631}$ G | $\frac{1.619}{1.631}$ G | $\frac{1.625}{1.637}$ G | $\frac{2.050}{2.141 (2.109)}$ | $\frac{1.948}{2.023}$ |
| 2" | $\frac{2.120}{2.130}$ G | $\frac{2.119}{2.131}$ G | $\frac{2.119}{2.131}$ G | $\frac{2.125}{2.137}$ G | $\frac{2.637}{2.742 (2.709)}$ | $\frac{2.507}{2.598}$ |
| Type of A.Y. Fitting | Flare, A, -22, G Q, QA, T, TA or CC -11 | -22, G, H, Q, QA, T, TA or CE -11 E | -22, G, H, Q, QA, T, TA or CE -11 E | -22, G, H, Q, QA, T, TA or CE -11 E | -33, -3G, -3H, -3Q, or -3QA -11 E | -34 -11 |
| A.Y. SS Stiffener | D | 6131T 6133T *F | 6131T 6133T *F | 6131T 6133T *F | 6136 * | 6136 |

Recommended Torque Chart for Mac-Pak Compression Nuts

Tighten to the following minimum torques: "-22", "-33", "-34", "-44", "-55" Compression

| | | | |
|---------------|---------------------|-----------------------|-----------------------|
| For nut size: | 1/2"20 ft-lbs | 1"30 ft-lbs | 1 1/2"40 ft-lbs |
| | 3/4"25 ft-lbs | 1 1/4"35 ft-lbs | 2"45 ft-lbs |

For soft copper, PVC, polybutylene, and polyethylene tubing, the torques to which the clamp side screw should be tightened are as follows (NOTE CHANGE IN UNIT OF MEASURE):

| | | | |
|------------------|------------------------|----------------------------|----------------------------|
| For clamp screw: | 1/2"70-80 in-lbs | 1"90-100 in-lbs | 1 1/2"160-180 in-lbs |
| | 3/4"80-90 in-lbs | 1 1/4"120-140 in-lbs | 2"200-220 in-lbs |

For hard copper tubing, brass and steel pipe, the torques to which the clamp side screw should be tightened to are as follows (NOTE CHANGE IN UNIT OF MEASURE):

| | | | |
|------------------|------------------------|----------------------------|---------------------------------|
| For clamp screw: | 1/2"70-80 in-lbs | 1"65-90 in-lbs | 1 1/2"160-180 in-lbs |
| | 3/4"80-90 in-lbs | 1 1/4"120-140 in-lbs | 2" & 2 1/2"200-220 in-lbs |

-11 Ranger Compression System - OD Range

| |
|---------------------------|
| 3/4"0.871 - 1.110 |
| 1"1.120 - 1.384 |
| 1 1/4"1.371 - 1.804 |
| 1 1/2"1.621 - 2.109 |

Lead Mac-Pak Comp. "-66", "-67", "-68" Compression

| | | | |
|---------------|---------------------|-----------------------|-----------------------|
| For nut size: | 1/2"20 ft-lbs | 1"40 ft-lbs | 1 1/2"50 ft-lbs |
| | 5/8"30 ft-lbs | 1 1/4"45 ft-lbs | 2"55 ft-lbs |
| | 3/4"35 ft-lbs | | |

NOTE CHANGE IN UNIT OF MEASURE

| | | | |
|------------------|------------------------|----------------------------|----------------------------|
| For clamp screw: | 1/2"70-80 in-lbs | 1"90-100 in-lbs | 1 1/2"160-180 in-lbs |
| | 5/8"75-85 in-lbs | 1 1/4"120-140 in-lbs | 2"160-180 in-lbs |
| | 3/4"80-90 in-lbs | | |

Outside Diameter Chart

Types of Pipe/Tubing for use with A.Y. McDonald Fittings (Outside Diameters listed)

| C903 | PVC | IPS* | IP | LEAD PIPE | | |
|-----------------------|---|---|---|----------------------------------|--------------------------|---|
| C903 | BRASS PIPE & PVC ASTM D1785 SCH. 40 | POLYETHYLENE ASTM D3035 SDR 9 / SDR 11 OD CONTROLLED IRON PIPE SIZE | STEEL PIPE | STRONG S or A | EXTRA STRONG XS or AA | DOUBLE EXTRA STRONG XXS or AAA |
| | $\frac{.836}{.844}$ ^C | | $\frac{.836}{.844}$ ^B ^C | $\frac{.783}{.813}$ ^B | $\frac{.861}{.891}$ | $\frac{.997}{1.027}$ |
| | | | | $\frac{1.004}{1.034}$ | $\frac{1.067}{1.097}$ | $\frac{1.122}{1.152}$ |
| $\frac{.984}{.996}$ | $\frac{1.046}{1.054}$ | $\frac{1.046}{1.054}$ | $\frac{1.046}{1.054}$ | $\frac{1.141}{1.171}$ | $\frac{1.197}{1.227}$ | $\frac{1.321}{1.351}$ |
| $\frac{1.260}{1.272}$ | $\frac{1.310}{1.320}$ | $\frac{1.310}{1.320}$ | $\frac{1.310}{1.320}$ | $\frac{1.413}{1.443}$ | $\frac{1.477}{1.507}$ | $\frac{1.581}{1.611}$ |
| | $\frac{1.655}{1.665}$ | $\frac{1.655}{1.665}$ | $\frac{1.655}{1.665}$ | $\frac{1.655}{1.685}$ | $\frac{1.750}{1.780}$ | $\frac{1.874}{1.904}$ |
| | $\frac{1.894}{1.906}$ | $\frac{1.894}{1.906}$ | $\frac{1.894}{1.906}$ | $\frac{1.969}{1.999}$ | $\frac{2.061}{2.091}$ | $\frac{2.257}{2.287}$ |
| | $\frac{2.369}{2.381}$ | $\frac{2.369}{2.381}$ | $\frac{2.369}{2.381}$ | $\frac{2.488}{2.518}$ | $\frac{2.736}{2.766}$ | $\frac{2.993}{3.023}$ ^B |
| K, KA | -44 -11 | -44 -11 | -44, -55 -11 | -66 | -67 | -68 |
| | D | SDR 9 - 6137 SDR 11 - 6138 * | D | D | D | D |

■ Shaded areas indicate where lead pipe may have to be shaved to fit Compression end shown.

- A - Need insert not available from A.Y. McDonald Mfg. Co.
- B - No fitting from A.Y. McDonald Mfg. Co. available.
- C - 1/2" only available in -22 & -44 series. Contact Factory!
- D - -Insert stiffener not required
- E - -34, -3G, -3Q, -3QA, -3H, and H only available in 3/4" and 1" sizes.
- F - 6131T Plastic Stiffener only available in 3/4" and 1" sizes.
- G - Fast Connect Fitting
- () - Maximum pipe O.D. that will work with A.Y. McDonald fittings.
- * - Insert Stiffeners required on all flexible connections except the Handy-Loc.

Recommended Torque Chart for 6130 Series Compression Nuts

Tighten to the following minimum torques:
 3/4" 35 to 45 ft-lbs
 1" 40 to 50 ft-lbs

Recommended Torque Chart for T Series Compression Nuts

Tighten to the following minimum torques:
 3/4" 50 ft-lbs
 1" 55 ft-lbs
 1 1/4" 65 ft-lbs
 1 1/2" 100 ft-lbs
 2" 125 ft-lbs

WITHOUT YOU THERE IS NO US.



A.Y. McDonald Mfg. Co. is a leading manufacturer of Water Works, Plumbing, Pumps, and Natural Gas Products. The Company has distinguished itself with a proud tradition of quality and reliability since its founding in 1856.

The mission of A.Y. McDonald Mfg. Co., in the words of our founder, is “to make good products and sell them honestly.” We, the stockholders and co-workers, accomplish this by extending the McDonald family culture through excellent customer service and by focusing on our customers’ needs.

At A.Y. McDonald, you aren’t just getting a product; you are getting an innovative solution, access to educational opportunities, and the ability to be treated like family. The customer is the boss and we aim to break the mold on how we reach customer satisfaction. Because in the end, without you, there would be no us.



Scan the QR code for the history of A.Y. McDonald.



MORE THAN A BRAND. WE’RE A FAMILY.

1-800-AY-CARES | aymcdonald.com

Orders, Questions, Quote Requests: E-Mail: sales@aymcdonald.com



WARNING: It is unlawful in CALIFORNIA & VERMONT (effective 1/1/2010); MARYLAND (effective 1/1/2012); LOUISIANA (effective 1/1/2013) and the UNITED STATES OF AMERICA (effective 1/4/2014) to use any product in the installation or repair of any public water system or any plumbing in a facility or system that provides water for human consumption if the wetted surface area of the product has a weighted average lead content greater than 0.25%. This prohibition does not extend to service saddles used in California, Louisiana or under USA Public Law 111-380. **WARNING:** This product can expose you to chemicals including lead, which is known to the State of CALIFORNIA to cause cancer and birth defects or other reproductive harm. For more information go to: www.P65Warnings.ca.gov.